



**Finance Committee
Regular Meeting**
March 12, 2026, 2:00 PM
Council Conference Room, La Plata Town Hall
305 Queen Anne St
La Plata MD

Agenda

1. Call to Order

- 1.1. Attendees, please use meeting courtesy. Virtual attendees are asked to mute microphones when joining the meeting. Participants may be muted by the Town Clerk and meetings will be recorded.

In accordance with the Open Meetings Act, the public has the right to view/listen to the discussion only. At their discretion, the Finance Committee may allow participants to voice questions or provide comments on the topics under discussion. Written comments may be submitted via email to Legislative@townoflaplata.org.

Click the link below to join the meeting:

[Join the meeting now](#)

Meeting ID: 213 544 152 156 11

Passcode: JW3c39MW

(Calendar Year 2026)

2. Approval of Minutes

- 2.1. Approval of minutes from the meetings on January 14, 2026, January 21, 2026, and February 26, 2026

3. Review of Monthly Treasurer's Report

- 3.1. Treasurer's Report for December 2025 and January 2026

- 3.2. Cash Distribution Report for December 2025 and January 2026

4. Discussion and Recommendations of Budget and Spending Proposals

- 4.1. Discussion with Town Manager

5. Public Comment

6. New Business
7. Old Business
8. Adjournment



TOWN OF LA PLATA
Finance Committee Minutes

January 14, 2026, 2:00 PM

Regular Meeting

Council Conference Room, La Plata Town Hall

305 Queen Anne St

La Plata MD

PRESENT: Joseph Norris
Vice Chair Karen Brandt
Chair Andrey Litvin

ABSENT: Mike Gahan

TOWN STAFF: Karina Larsen, Town Treasurer
Shelby Pritchett, Town Clerk

GUESTS:

1. Call to Order

1.1. Attendees, please use meeting courtesy. Virtual attendees are asked to mute microphones when joining the meeting. Participants may be muted by the Town Clerk and meetings will be recorded.

In accordance with the Open Meetings Act, the public has the right to view/listen to the discussion only. At their discretion, the Finance Committee may allow participants to voice questions or provide comments on the topics under discussion. Written comments may be submitted via email to Legislative@townoflaplata.org.

Click the link below to join the meeting:

[Join the meeting now](#)

Meeting ID: 213 544 152 156 11

Passcode: JW3c39MW

(Calendar Year 2026)

Andrey Litvin called the meeting to order at 2:00 PM.

Andrey Litvin served as Chair in the absence of the Chair and Vice Chair.

2. Approval of the Agenda

Joseph Norris moved to approve the agenda as presented.

Moved By: Joseph Norris, seconded by Karen Brandt.

Passed Unanimously

3. Approval of Minutes

3.1. Approval of minutes from meeting on December 9, 2025.

Karen Brandt moved to approve minutes from meeting on December 9, 2025.

Moved By: Karen Brandt, seconded by Joseph Norris.

Passed Unanimously

4. Review of Monthly Treasurer's Report

4.1. November Treasurer's Report

The Finance Committee had no questions about the Town Treasurer's November Report.

4.2. November Cash Distribution Report

The Town Treasurer answered Chair Litvin's question regarding excavating charges. The Finance Committee had no further questions.

5. Discussion and Recommendations of Budget and Spending Proposals

5.1. Law Enforcement Operations (LEOPS) Analysis

The Town Treasurer provided a brief on Law Enforcement Operations (LEOPS) and answered questions from the Finance Committee. The Town Treasurer and the Finance Committee agreed to schedule a working session on January 21, 2026, at 2:00 PM for a detailed Analysis of the brief.

5.2. Chair & Vice Chair Recommendations

Brandt moved to nominate Andrey Litvin for Finance Committee Chair.

Moved By: Karen Brandt, seconded by Joseph Norris.

Passed Unanimously

6. Public Comment

No Public Comment

7. New Business

No New Business

8. Old Business

8.1. Reserves Update

The Town Treasurer provided a brief to the Finance Committee on the status of the Fund Balance Reserve Policy.

8.2. Town Attorney Status Update

The Town Treasurer provided an update on the hiring process of the new Town Attorney.

8.3. Rate Study

The Town Treasurer provided a status update on the Water Rate Study.

8.4. Grants- Dorchester Community Center

The Town Treasurer provided a brief update on the Dorchester Community Center and verified the receipt of three grants.

8.5. Open Meetings Act Training

The Treasurer reminded the Finance Committee of the requirement for the Chair and Vice Chair to be Open Meetings Act trained and of the expectation of all members to attend the upcoming Boards and Commissions training.

9. Adjournment

Chair Litvin adjourned the meeting at 3:21 PM.

Submitted by:

Shelby Pritchett, Town Clerk



TOWN OF LA PLATA
Finance Committee Minutes

January 21, 2026, 2:00 PM

Special Meeting

Council Conference Room, La Plata Town Hall

305 Queen Anne St

La Plata MD

PRESENT: Mike Gahan
Joseph Norris
Vice Chair Karen Brandt
Chair Andrey Litvin

ABSENT:

TOWN STAFF: Karina Larsen, Town Treasurer
Matthew J. Norris, Chief of Police
Shelby Pritchett, Town Clerk

GUESTS:

1. Call to Order

Chair Litvin called the meeting to order at 2:00 PM.

- 1.1. Attendees, please use meeting courtesy. Virtual attendees are asked to mute microphones when joining the meeting. Participants may be muted by the Town Clerk and meetings will be recorded.

Microsoft Teams [Need help?](#)

[Join the meeting now](#)

Meeting ID: 227 421 329 381 43

Passcode: Eu97EM3b

(Special Meeting Link)

In accordance with the Open Meetings Act, the public has the right to view/listen to the discussion only. At their discretion, the Finance Committee may allow participants to voice questions or provide comments on the topics under discussion. Written comments may be submitted via email to Legislative@townoflaplata.org.

2. Discussion and Recommendations of Budget and Spending Proposals

2.1. Working Session for Law Enforcement Officers' Pension System (LEOPS) Analysis

The Town Treasurer addressed the goal of the analysis to provide town staff feedback and recommendations on affordability, administration, employee morale and the totality of the benefits package at the request of Chair Litvin.

Chief Norris answered Finance Committee questions regarding the impact of employee benefits

provided to La Plata Police staff. Chief Norris departed at 3:16 PM. Chair Litvin stated he will develop an initial PowerPoint to be reviewed by the Town Treasurer and committee members individually.

3. Adjournment

Joseph Norris moved to adjourn the meeting at 3:45PM.

Moved By: Joseph Norris, seconded by Mike Gahan.

Passed Unanimously

Submitted by:

Shelby Pritchett, Town Clerk



TOWN OF LA PLATA
Finance Committee Minutes

February 26, 2026, 2:00 PM

Regular Meeting

Council Conference Room, La Plata Town Hall

305 Queen Anne St

La Plata MD

PRESENT: Mike Gahan
Vice Chair Karen Brandt

ABSENT: Joseph Norris
Chair Andrey Litvin

TOWN STAFF: Karina Larsen, Town Treasurer
Martha Tennison, Accounting Manager (virtual)
Shelby Pritchett, Town Clerk

GUESTS:

1. Call to Order

1.1. Attendees, please use meeting courtesy. Virtual attendees are asked to mute microphones when joining the meeting. Participants may be muted by the Town Clerk and meetings will be recorded.

In accordance with the Open Meetings Act, the public has the right to view/listen to the discussion only. At their discretion, the Finance Committee may allow participants to voice questions or provide comments on the topics under discussion. Written comments may be submitted via email to Legislative@townoflaplata.org.

Click the link below to join the meeting:

[Join the meeting now](#)

Meeting ID: 213 544 152 156 11

Passcode: JW3c39MW

(Calendar Year 2026)

Vice Chair Brandt called the meeting to order at 2:00 PM. The Finance Committee did not have a quorum. In the absence of a quorum, the committee did not take any votes, make recommendations, or provide consolidated guidance on the 2027 budget. The meeting was limited to an informational discussion only.

2. Approval of Minutes

2.1. Approval of minutes from the meetings on January 14, 2026, and January 21, 2026.

This agenda item was not addressed in the absence of a quorum.

3. Review of Monthly Treasurer's Report

3.1. December Treasurer's Report

In the absence of a quorum, this agenda item was not addressed.

3.2. December Cash Distribution Report

In the absence of a quorum, this agenda item was not addressed.

4. Discussion and Recommendations of Budget and Spending Proposals

4.1. Opinion on Revenue Projections and Forecasts

The Town Treasurer reported on Revenue Projections and Forecasts and answered questions from the Finance Committee.

4.2. Budget Fiscal Sustainability

The Finance Committee provided feedback to the Town Treasurer, stating the current draft 2027 budget was "tight."

4.3. Financial Condition (10 Point Test)

The Town Treasurer answered questions regarding the Town of La Plata budget scoring on the 10-Point Test. The Finance Committee provided feedback on the assessment.

5. Public Comment

No public speakers were present at this meeting.

6. New Business

In the absence of a quorum, this agenda item was not addressed.

7. Old Business

7.1. Rate Study

In the absence of a quorum, this agenda item was not addressed.

7.2. Grant Status

In the absence of a quorum, this agenda item was not addressed.

7.3. Open Meetings Act

In the absence of a quorum, this agenda item was not addressed.

8. Adjournment

Vice Chair Brandt adjourned the meeting at 3:07 PM.

Submitted by:

Shelby Pritchett, Town Clerk

Monthly Treasurer Report

For Fiscal Year 2026 Through December 31, 2025

Bank & Investment Accounts as of December 31, 2025

Checking Account Activity

Balance at 12/01/2025	\$1,750,000.00
Credits	
Cash/Check Deposits	\$271,990.86
Credit Card Trans Deposits	\$138,696.73
Taxes	\$129,095.58
Intra-Gov't & Grants Deposits	\$62,442.00
Other Deposits	\$33,499.00
Interest from MBS	\$25,225.19
Transfer from ICS	<u>\$2,145,506.53</u>
	\$2,806,455.89
Debits	
Payroll (Salary/Taxes/Benefits)	\$947,881.23
Check Payments	\$12,711.48
Tyler AP Vendor	\$644,823.20
Other Outflows	\$849,021.00
Returned Payments	\$0.00
Transfer to ICS	<u>\$351,572.98</u>
	\$2,806,009.89
Balance at 12/31/2025	\$1,750,446.00

Investment Account Balance

WesBanco Investment Account (ICS)

Balance at 12/01/2025	\$50,237,214.45
In from Checking Account	\$351,572.98
Interest	\$169,507.64
Out to Checking Account	<u>-\$2,145,506.53</u>
Balance at 12/31/2025	\$48,612,788.54

Mult-Bank Securities, Inc.

Money Market	\$252,060.10
Certificates of Deposit	<u>\$9,493,339.40</u>
Balance at 12/31/2025	\$9,745,399.50

PNC MLGIP - General Account

Balance at 12/01/2025	\$4,339,874.54
Interest	<u>\$14,258.78</u>
Balance at 12/31/2025	\$4,354,133.32

PNC MLGIP - Vehicle Repl

Balance at 12/01/2025	\$1,065,773.09
Interest	<u>\$3,501.63</u>
Balance at 12/31/2025	\$1,069,274.72

General Fund Revenue and Expenditure Overview

Budget to Date

	Budget	Actual	% Remaining	\$ Remaining
Revenues	\$16,627,082	\$8,285,437	50.2%	\$8,341,645
Expenditures	\$16,627,082	\$6,116,461	63.2%	\$10,510,621

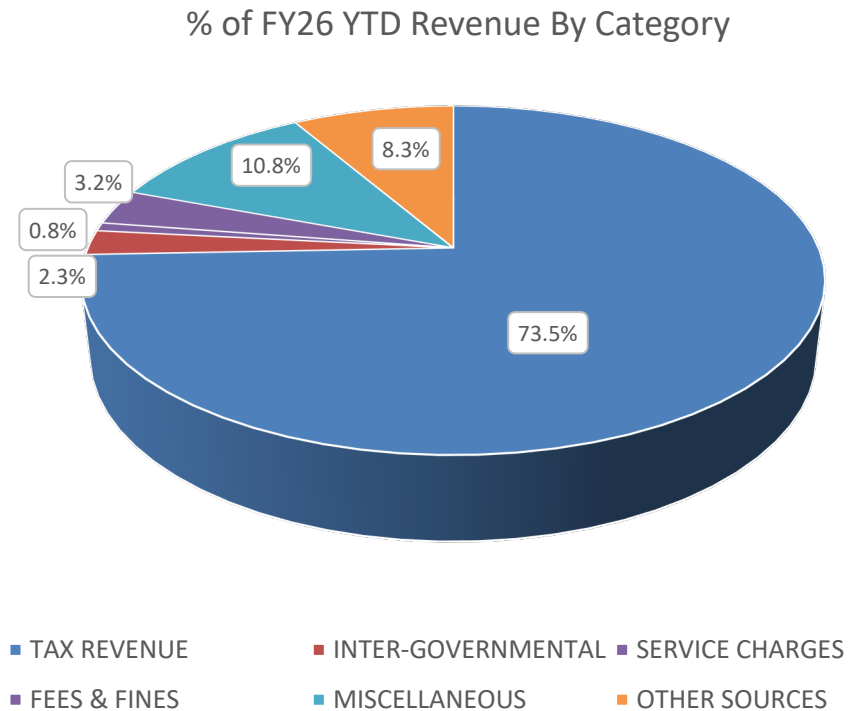
Budget to actual comparison does not include amounts for HGSTD and Inspection passthrough income & costs.

Prior Year Actuals Comparison

	FY 2025	FY 2026	% Variance	\$ Variance
Revenues	\$8,054,150	\$8,285,437	2.9%	\$231,288
Expenditures	\$6,989,756	\$6,116,461	-12.5%	-\$873,295

General Fund Revenues Overview

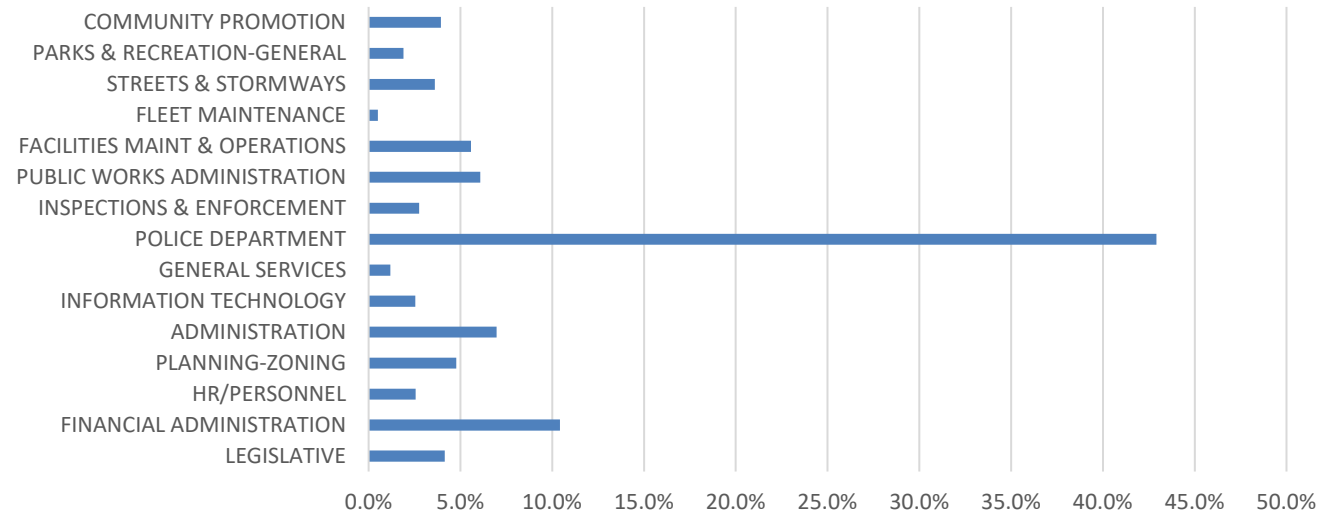
Category	FY2026 Budget	YTD Revenues
TAX REVENUE	\$9,181,705	\$6,091,965
OTHER - PERMITS	\$302,700	\$94,579
INTER-GOVERNMENTAL	\$3,698,272	\$187,055
SERVICE CHARGES	\$59,000	\$64,068
FEES & FINES	\$193,000	\$268,557
MISCELLANEOUS	\$804,454	\$893,182
OTHER SOURCES	\$2,387,951	\$686,032
	<hr/>	<hr/>
	\$16,627,082	\$8,285,437



General Fund Operating Expenditure Overview

Department	FY2026 Budget	YTD Operating Expenditures
LEGISLATIVE	\$486,925	\$238,704
FINANCIAL ADMINISTRATION	\$1,089,825	\$598,682
HR/PERSONNEL	\$317,203	\$146,938
PLANNING-ZONING	\$735,964	\$273,997
ADMINISTRATION	\$701,709	\$400,867
INFORMATION TECHNOLOGY	\$345,895	\$146,519
GENERAL SERVICES	\$161,858	\$67,917
POLICE DEPARTMENT	\$4,866,157	\$2,466,846
INSPECTIONS & ENFORCEMENT	\$289,962	\$157,867
EMERGENCY PREPAREDNESS	\$9,180	\$6,402
PUBLIC WORKS ADMINISTRATION	\$650,994	\$349,506
FACILITIES MAINT & OPERATIONS	\$434,010	\$320,512
FLEET MAINTENANCE	\$183,389	\$28,694
STREETS & STORMWAYS	\$797,988	\$207,778
PARKS & RECREATION-GENERAL	\$278,967	\$109,536
COMMUNITY PROMOTION	\$357,564	\$226,357
	\$11,707,590	\$5,747,122

FY26 % of Operating Expenditures by Department



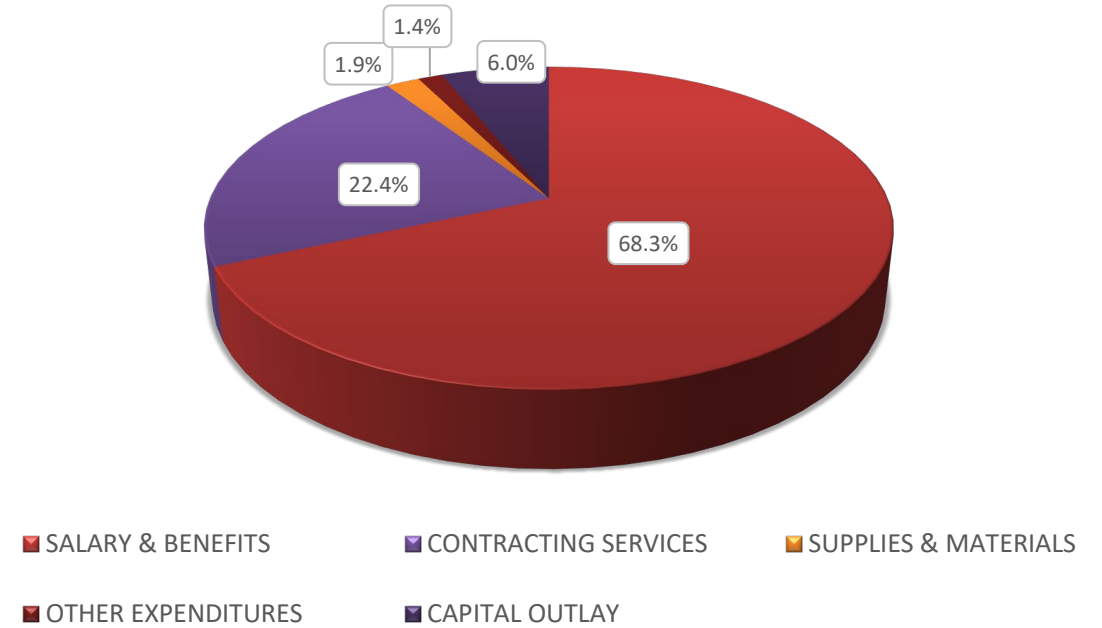
Total Operating Expenditures through December 2025 is 50.3% of FY2026 Budget

General Fund Expenditure Overview (cont.)

Department	FY2026 Capital Budget	YTD Capital Expenditures
PLANNING-ZONING	\$185,000	8,881
INFORMATION TECHNOLOGY	\$0	\$22,824
POLICE DEPARTMENT	\$230,000	\$189,190
PUBLIC WORKS ADMINISTRATION	\$115,000	\$0
FACILITIES MAINT & OPERATIONS	\$1,795,825	\$82,280
STREETS & STORMWAYS	\$617,822	\$0
PARKS & RECREATION-GENERAL	\$1,975,845	\$66,163
	<u>\$4,919,492</u>	<u>\$369,338</u>

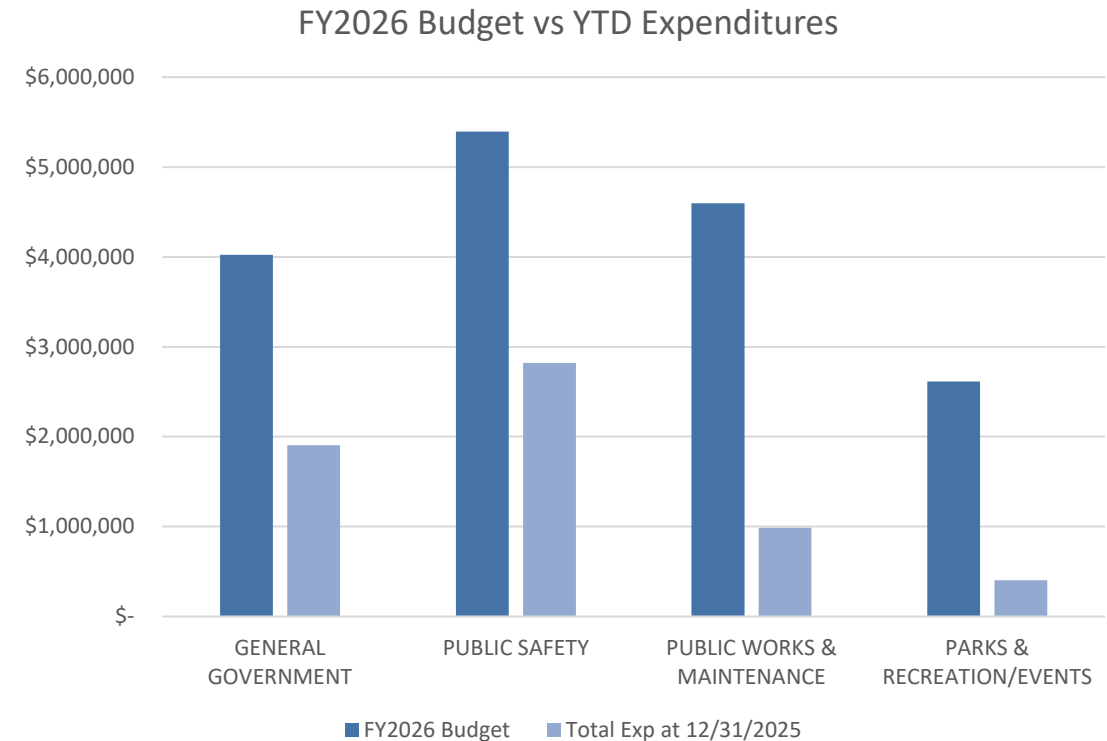
Category	FY2026 Budget	YTD Expenditures
SALARY & BENEFITS	\$8,361,572	\$4,179,540
CONTRACTING SERVICES	\$2,493,318	\$1,368,825
SUPPLIES & MATERIALS	\$569,763	\$115,324
OTHER EXPENDITURES	\$282,937	\$83,433
CAPITAL OUTLAY	\$4,919,492	\$369,339
	<u>\$16,627,082</u>	<u>\$6,116,461</u>

% of Expenditures by Category



General Fund FY 2026 Budget vs Actual YTD

Department	FY2026 Budget	Total Exp at 12/31/2025	Budget Remaining	Percent Remaining
LEGISLATIVE	\$486,925	\$238,704	\$248,221	51.0%
FINANCE	\$1,089,825	\$598,682	\$491,143	45.1%
HR/PERSONNEL	\$317,203	\$146,938	\$170,265	53.7%
PLANNING-ZONING	\$920,964	\$282,878	\$638,086	69.3%
ADMINISTRATION	\$701,709	\$400,867	\$300,842	42.9%
INFORMATION TECHNOLOGY	\$345,895	\$169,343	\$176,552	51.0%
GENERAL SERVICES	\$161,858	\$67,917	\$93,941	58.0%
GENERAL GOVERNMENT	\$4,024,379	\$1,905,329	\$2,119,050	52.7%
POLICE	\$5,096,157	\$2,656,037	\$2,440,121	47.9%
INSPECTIONS & ENFORCEMENT	\$289,962	\$157,867	\$132,095	45.6%
EMERGENCY PREPAREDNESS	\$9,180	\$6,402	\$2,778	30.3%
PUBLIC SAFETY	\$5,395,299	\$2,820,306	\$2,574,993	47.7%
PUBLIC WORKS ADMINISTRATION	\$765,994	\$349,506	\$416,488	54.4%
FACILITIES MAINT & OPERATIONS	\$2,229,835	\$402,792	\$1,827,043	81.9%
FLEET MAINTENANCE	\$183,389	\$28,694	\$154,695	84.4%
STREETS & STORMWAYS	\$1,415,810	\$207,778	\$1,208,032	85.3%
PUBLIC WORKS & MAINTENANCE	\$4,595,028	\$988,771	\$3,606,257	78.5%
PARKS & RECREATION-GENERAL	\$2,254,812	\$175,699	\$2,079,113	92.2%
COMMUNITY PROMOTION	\$357,564	\$226,357	\$131,207	36.7%
PARKS & RECREATION/EVENTS	\$2,612,376	\$402,056	\$2,210,320	84.6%
Total General Fund	\$16,627,082	\$6,116,461	\$10,510,621	63.2%



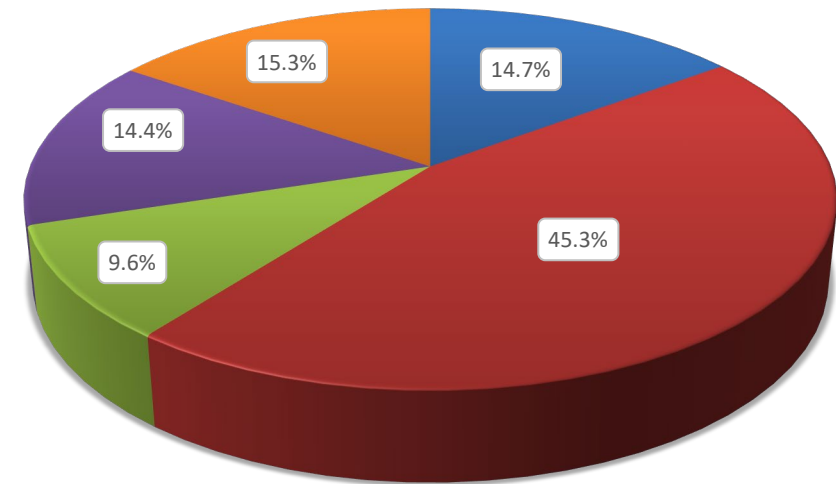
Water Fund Revenue and Expense Overview

Budget to Date

	Budget	Actual	% Remaining
Revenues	\$4,258,992	\$471,970	88.9%

Category	Fiscal Budget	FYD Expense	Budget Remaining
SALARY & BENEFITS	\$385,521	\$121,904	68.4%
CONTRACTING SERVICES	\$673,882	\$375,472	44.3%
SUPPLIES & MATERIALS	\$352,171	\$79,355	77.5%
OTHER EXPENDITURES	\$242,000	\$6,115	97.5%
CAPITAL OUTLAY	\$2,379,200	\$119,107	95.0%
TRANSFERS	\$226,218	\$126,493	44.1%
	<u>\$4,258,992</u>	<u>\$828,446</u>	80.5%

% of YTD Expense by Category



Prior Year Actuals Comparison

	FY 2025	FY 2026	% Variance	\$ Variance
Revenues	\$896,814	\$921,622	2.8%	\$24,808
Expenditures	\$714,661	\$828,446	15.9%	\$113,784

- SALARY & BENEFITS
- CONTRACTING SERVICES
- SUPPLIES & MATERIALS
- CAPITAL OUTLAY
- TRANSFERS

Sewer Revenue & Expense Overview

Revenues

Category	Budgeted	YTD Revenues	Budget Remaining
SERVICE CHARGES	\$4,866,675	\$2,504,012	48.5%
FEES & FINES	\$74,006	\$26,140	64.7%
MAJ FAC FEE REV	\$0	\$257,396	0.0%
MISCELLANEOUS	\$533,956	\$387,345	27.5%
OTHER SOURCES	\$10,799,241	\$7,562,000	30.0%
	<u>\$16,273,878</u>	<u>\$10,736,894</u>	<u>34.0%</u>

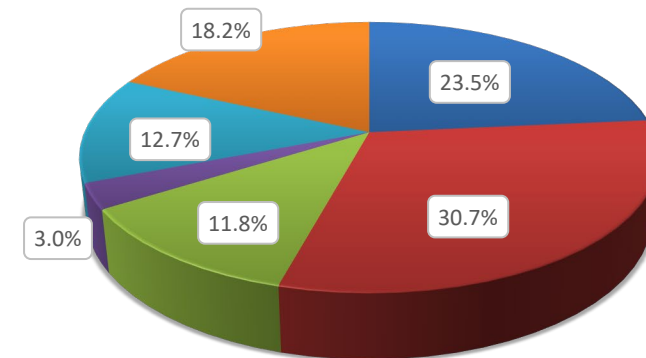
Prior Year Actuals Comparison

	FY 2025	FY 2026	% Variance	\$ Variance
Revenues	\$4,887,786	\$10,736,894	119.7%	\$5,849,108
Expenditures	\$2,491,499	\$2,452,126	-1.6%	-\$39,373

Expense

Category	Fiscal Budget	YTD Expense	Budget Remaining
SALARY & BENEFITS	\$1,225,163	\$576,398	53.0%
CONTRACTING SERVICES	\$1,494,946	\$753,394	49.6%
SUPPLIES & MATERIALS	\$708,108	\$289,861	59.1%
OTHER EXPENDITURES	\$1,194,609	\$74,631	93.8%
CAPITAL OUTLAY	\$10,710,000	\$312,305	97.1%
DEBT & TRANSFERS	\$941,052	\$445,536	52.7%
	<u>\$16,273,878</u>	<u>\$2,452,126</u>	<u>84.9%</u>

% of YTD Expense by Category



■ SALARY & BENEFITS
 ■ CONTRACTING SERVICES
 ■ SUPPLIES & MATERIALS
■ OTHER EXPENDITURES
 ■ CAPITAL OUTLAY
 ■ DEBT & TRANSFERS

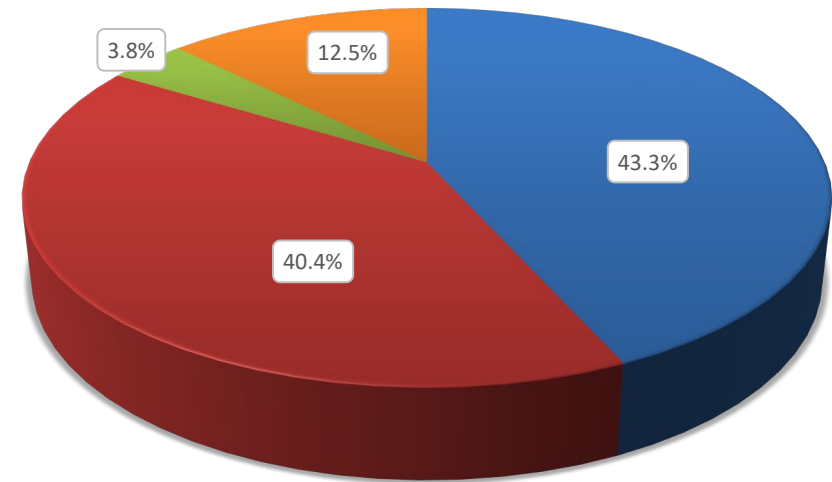
Sanitation Fund Revenue and Expense Overview

Budget to Date

	Budget	Actual	% Remaining
Revenues	\$2,662,758	\$1,198,436	55.0%

Category	Fiscal Budget	YTD Expense	Budget Remaining
SALARY & BENEFITS	\$1,015,997	\$480,563	52.7%
CONTRACTING SERVICES	\$907,063	\$449,173	50.5%
SUPPLIES & MATERIALS	\$142,780	\$41,715	70.8%
OTHER EXPENDITURES	\$68,563	\$241	99.6%
CAPITAL OUTLAY	\$250,000	\$0	100.0%
TRANSFERS	\$278,355	\$139,178	50.0%
	<u>\$2,662,758</u>	<u>\$1,110,870</u>	<u>58.3%</u>

% of Expenditures by Category



Prior Year Actuals Comparison

	FY 2025	FY 2026	% Variance	\$ Variance
Revenues	\$1,087,863	\$1,198,436	10.2%	\$110,573
Expense	\$1,029,563	\$1,110,870	7.9%	\$81,307

■ SALARY & BENEFITS
 ■ CONTRACTING SERVICES
 ■ SUPPLIES & MATERIALS
 ■ TRANSFERS

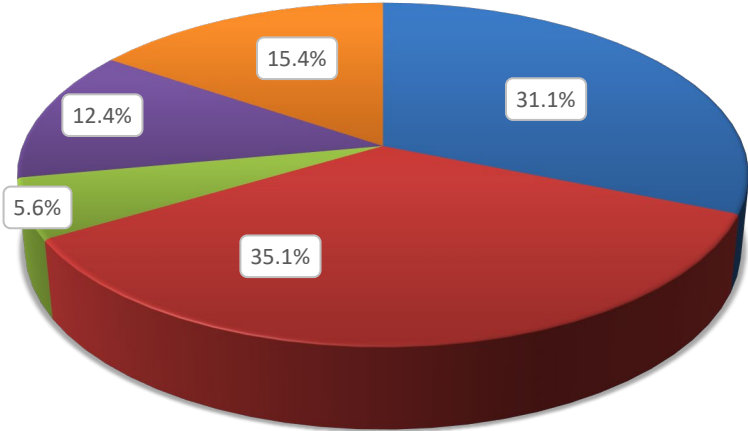
Stormwater Fund Revenue and Expense Overview

Budget to Date

	Budget	Actual	% Remaining
Revenues	\$2,756,047	\$540,073	80.4%

Category	Fiscal Budget	FYD Expense	Budget Remaining
SALARY & BENEFITS	\$245,946	\$107,518	56.3%
CONTRACTING SERVICES	\$136,179	\$121,232	11.0%
SUPPLIES & MATERIALS	\$269,848	\$19,352	92.8%
OTHER EXPENDITURES	\$110,523	\$1,060	99.0%
CAPITAL OUTLAY	\$1,887,000	\$42,898	97.7%
TRANSFERS	\$106,551	\$53,276	50.0%
	<u>\$2,756,047</u>	<u>\$345,336</u>	<u>87.5%</u>

% of YTD Expense by Category



Prior Year Actuals Comparison

	FY 2025	FY 2026	% Variance	\$ Variance
Revenues	\$534,154	\$540,073	1.1%	\$5,920
Expenditures	\$335,260	\$345,336	3.0%	\$10,075

- SALARY & BENEFITS
- CONTRACTING SERVICES
- SUPPLIES & MATERIALS
- CAPITAL OUTLAY
- TRANSFERS

Monthly Treasurer Report

For Fiscal Year 2026 Through January 31, 2026

Bank & Investment Accounts as of January 31, 2026

Checking Account Activity

Balance at 01/01/2026	\$1,750,446.00
Credits	
Cash/Check Deposits	\$932,187.88
Credit Card Trans Deposits	\$583,468.17
Taxes	\$2,079,317.15
Intra-Gov't & Grants Deposits	\$138,669.34
Other Deposits	\$50,051.04
Interest from MBS	\$35,797.57
Transfer from ICS	<u>\$1,408,905.35</u>
	\$5,228,396.50
Debits	
Payroll (Salary/Taxes/Benefits)	\$778,408.92
Check Payments	\$1,800.40
Tyler AP Vendor	\$1,082,952.25
Other Outflows	\$201,565.85
Returned Payments	\$0.00
Transfer to ICS	<u>\$3,164,115.08</u>
	\$5,228,842.50
Balance at 01/31/2026	\$1,750,000.00

Investment Account Balance

WesBanco Investment Account (ICS)

Balance at 01/01/2026	\$48,612,788.54
In from Checking Account	\$3,164,115.08
Interest	\$162,532.70
Out to Checking Account	-\$1,408,905.35
Balance at 01/31/2026	\$50,530,530.97

Mult-Bank Securities, Inc.

Money Market	\$229,834.91
Certificates of Deposit	<u>\$9,483,026.89</u>
Balance at 01/31/2026	\$9,712,861.80

PNC MLGIP - General Account

Balance at 01/01/2026	\$4,354,133.32
Interest	<u>\$13,930.31</u>
Balance at 01/31/2026	\$4,368,063.63

PNC MLGIP - Vehicle Repl

Balance at 01/01/2026	\$1,069,274.72
Interest	<u>\$3,420.96</u>
Balance at 01/31/2026	\$1,072,695.68

General Fund Revenue and Expenditure Overview

Budget to Date

	Budget	Actual	% Remaining	\$ Remaining
Revenues	\$16,627,082	\$10,845,403	34.8%	\$5,781,679
Expenditures	\$16,627,082	\$6,947,827	58.2%	\$9,679,255

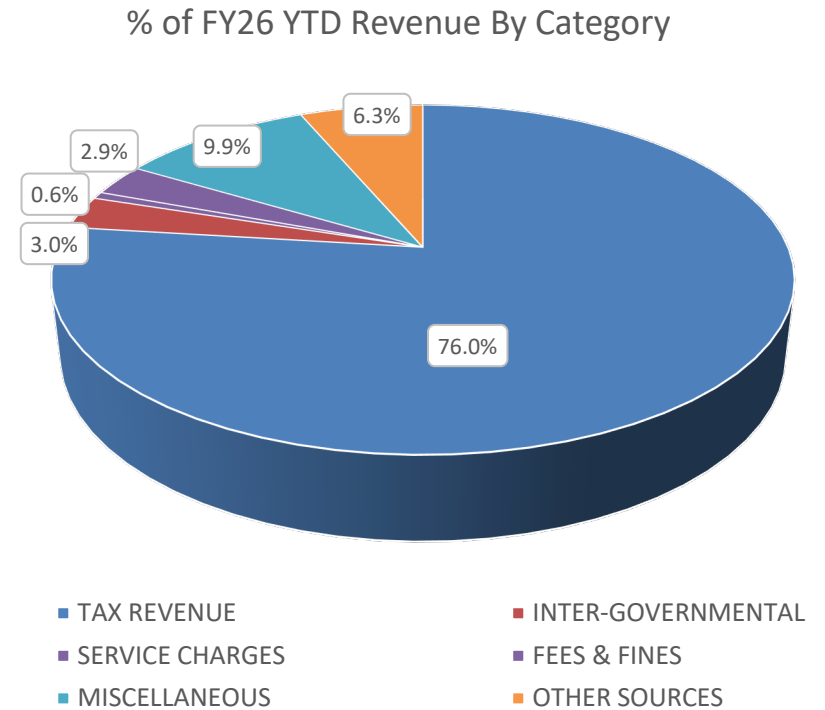
Budget to actual comparison does not include amounts for HGSTD and Inspection passthrough income & costs.

Prior Year Actuals Comparison

	FY 2025	FY 2026	% Variance	\$ Variance
Revenues	\$10,179,181	\$10,845,403	6.5%	\$666,222
Expenditures	\$7,734,734	\$6,947,827	-10.2%	-\$786,907

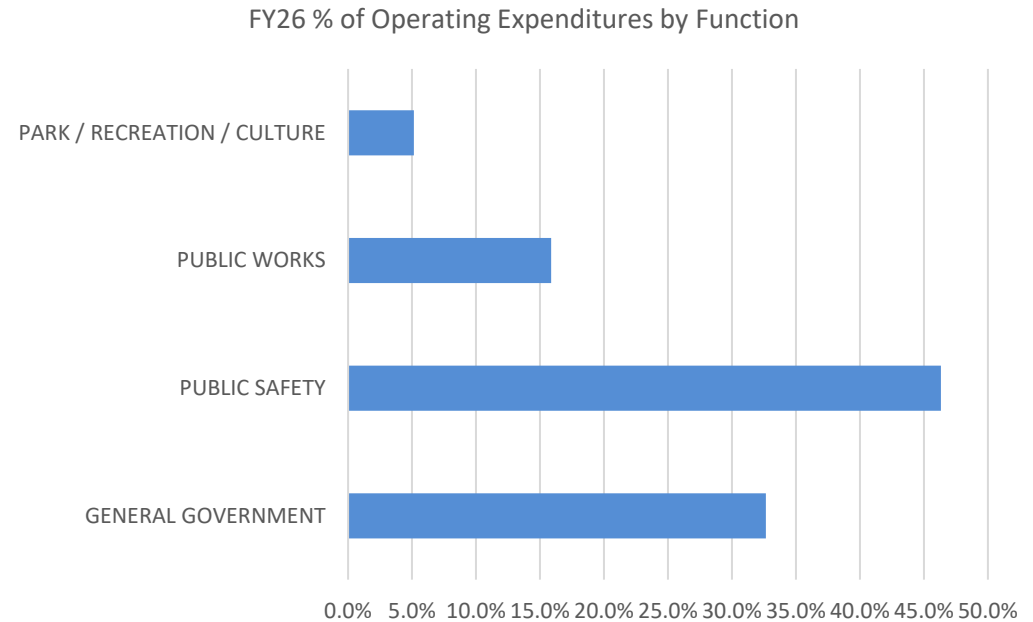
General Fund Revenues Overview

Category	FY2026 Budget	YTD Revenues
TAX REVENUE	\$9,181,705	\$8,245,988
OTHER - PERMITS	\$302,700	\$126,459
INTER-GOVERNMENTAL	\$3,698,272	\$325,724
SERVICE CHARGES	\$59,000	\$68,517
FEES & FINES	\$193,000	\$315,055
MISCELLANEOUS	\$804,454	\$1,077,628
OTHER SOURCES	\$2,387,951	\$686,032
	<hr/>	<hr/>
	\$16,627,082	\$10,845,403



General Fund Operating Expenditure Overview

Department	FY2026 Budget	YTD Operating Expenditures
LEGISLATIVE	\$486,925	\$264,646
FINANCIAL ADMINISTRATION	\$1,089,825	\$679,541
HR/PERSONNEL	\$317,203	\$159,760
PLANNING-ZONING	\$735,964	\$300,491
ADMINISTRATION	\$701,709	\$436,337
INFORMATION TECHNOLOGY	\$345,895	\$184,318
GENERAL SERVICES	\$161,858	\$98,662
POLICE DEPARTMENT	\$4,866,157	\$2,821,802
INSPECTIONS & ENFORCEMENT	\$289,962	\$177,032
EMERGENCY PREPAREDNESS	\$9,180	\$12,950
PUBLIC WORKS ADMINISTRATION	\$650,994	\$369,364
FACILITIES MAINT & OPERATIONS	\$434,010	\$374,829
FLEET MAINTENANCE	\$183,389	\$34,516
STREETS & STORMWAYS	\$797,988	\$253,244
PARKS & RECREATION-GENERAL	\$278,967	\$121,758
COMMUNITY PROMOTION	\$357,564	\$213,123
	\$11,707,590	\$6,502,372



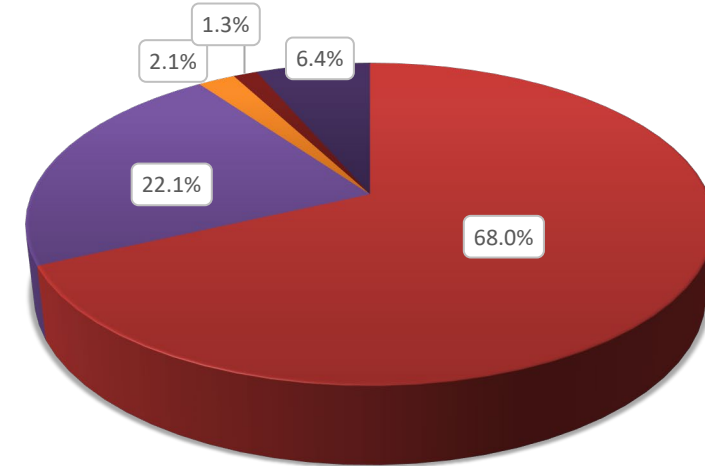
Total Operating Expenditures through January 2026 is 56.9% of FY2026 Budget

General Fund Expenditure Overview (cont.)

Department	FY2026 Capital Budget	YTD Capital Expenditures
PLANNING-ZONING	\$185,000	8,881
INFORMATION TECHNOLOGY	\$0	\$22,824
POLICE DEPARTMENT	\$230,000	\$187,275
PUBLIC WORKS ADMINISTRATION	\$115,000	\$0
FACILITIES MAINT & OPERATIONS	\$1,795,825	\$82,280
STREETS & STORMWAYS	\$617,822	\$78,032
PARKS & RECREATION-GENERAL	\$1,975,845	\$66,163
	<u>\$4,919,492</u>	<u>\$445,456</u>

Category	FY2026 Budget	YTD Expenditures
SALARY & BENEFITS	\$8,361,572	\$4,727,919
CONTRACTING SERVICES	\$2,493,318	\$1,535,325
SUPPLIES & MATERIALS	\$569,763	\$145,553
OTHER EXPENDITURES	\$282,937	\$93,575
CAPITAL OUTLAY	\$4,919,492	\$445,456
	<u>\$16,627,082</u>	<u>\$6,947,827</u>

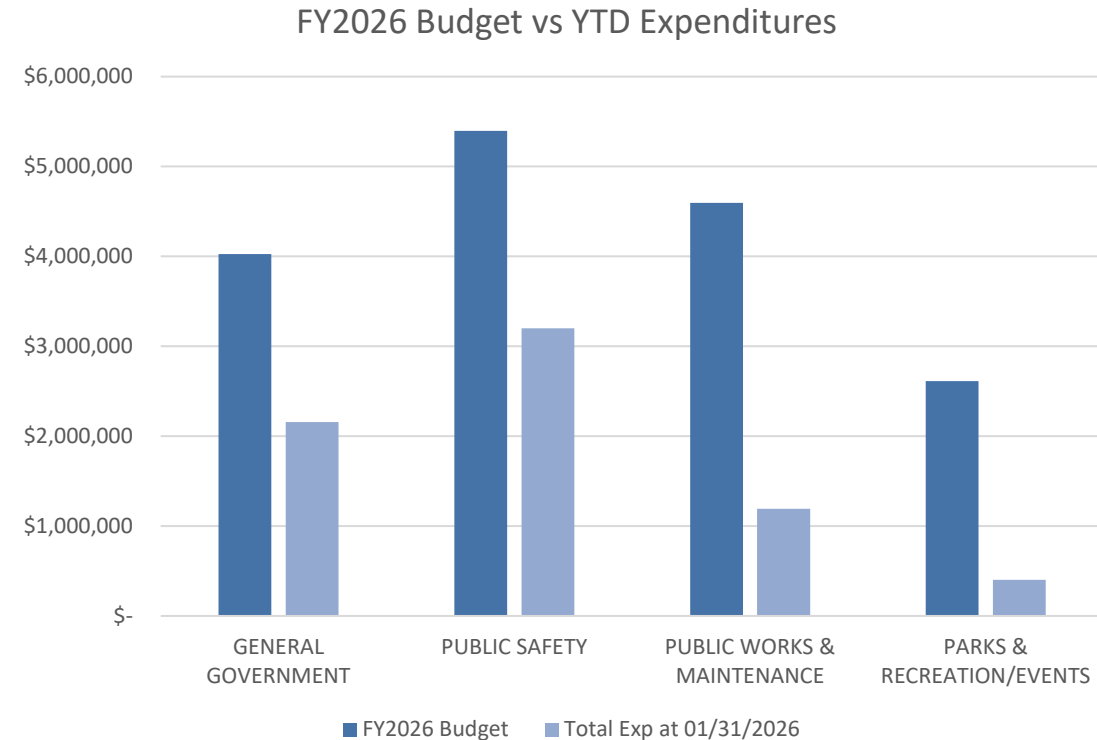
% of Expenditures by Category



- SALARY & BENEFITS
- CONTRACTING SERVICES
- SUPPLIES & MATERIALS
- OTHER EXPENDITURES
- CAPITAL OUTLAY

General Fund FY 2026 Budget vs Actual YTD

Department	FY2026 Budget	Total Exp at 01/31/2026	Budget Remaining	Percent Remaining
LEGISLATIVE	\$486,925	\$264,646	\$222,279	45.6%
FINANCE	\$1,089,825	\$679,541	\$410,284	37.6%
HR/PERSONNEL	\$317,203	\$159,760	\$157,443	49.6%
PLANNING-ZONING	\$920,964	\$309,372	\$611,592	66.4%
ADMINISTRATION	\$701,709	\$436,337	\$265,372	37.8%
INFORMATION TECHNOLOGY	\$345,895	\$207,142	\$138,753	40.1%
GENERAL SERVICES	\$161,858	\$98,662	\$63,196	39.0%
GENERAL GOVERNMENT	\$4,024,379	\$2,155,459	\$1,868,920	46.4%
POLICE	\$5,096,157	\$3,009,077	\$2,087,080	41.0%
INSPECTIONS & ENFORCEMENT	\$289,962	\$177,032	\$112,930	38.9%
EMERGENCY PREPAREDNESS	\$9,180	\$12,950	-\$3,770	-41.1%
PUBLIC SAFETY	\$5,395,299	\$3,199,058	\$2,196,241	40.7%
PUBLIC WORKS ADMINISTRATION	\$765,994	\$369,364	\$396,630	51.8%
FACILITIES MAINT & OPERATIONS	\$2,229,835	\$457,110	\$1,772,725	79.5%
FLEET MAINTENANCE	\$183,389	\$34,516	\$148,873	81.2%
STREETS & STORMWAYS	\$1,415,810	\$331,276	\$1,084,534	76.6%
PUBLIC WORKS & MAINTENANCE	\$4,595,028	\$1,192,266	\$3,402,762	74.1%
PARKS & RECREATION-GENERAL	\$2,254,812	\$187,921	\$2,066,891	91.7%
COMMUNITY PROMOTION	\$357,564	\$213,123	\$144,441	40.4%
PARKS & RECREATION/EVENTS	\$2,612,376	\$401,044	\$2,211,332	84.6%
Total General Fund	\$16,627,082	\$6,947,827	\$9,679,255	58.2%



Remaining Operating Budget 43.1%
 Remaining Capital Budget 91.4%

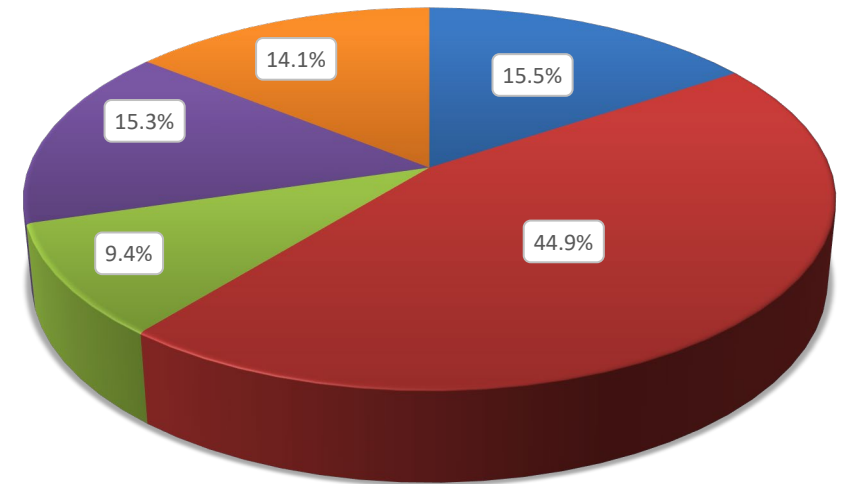
Water Fund Revenue and Expense Overview

Budget to Date

	Budget	Actual	% Remaining
Revenues	\$4,258,992	\$941,129	77.9%

Category	Fiscal Budget	FYD Expense	Budget Remaining
SALARY & BENEFITS	\$385,521	\$139,457	63.8%
CONTRACTING SERVICES	\$673,882	\$402,792	40.2%
SUPPLIES & MATERIALS	\$352,171	\$84,743	75.9%
OTHER EXPENDITURES	\$242,000	\$6,490	97.3%
CAPITAL OUTLAY	\$2,379,200	\$137,349	94.2%
TRANSFERS	\$226,218	\$126,493	44.1%
	<u>\$4,258,992</u>	<u>\$897,324</u>	<u>78.9%</u>

% of YTD Expense by Category



- SALARY & BENEFITS
- CONTRACTING SERVICES
- SUPPLIES & MATERIALS
- CAPITAL OUTLAY
- TRANSFERS

Prior Year Actuals Comparison

	FY 2025	FY 2026	% Variance	\$ Variance
Revenues	\$929,539	\$941,129	1.2%	\$11,590
Expenditures	\$782,670	\$897,324	14.6%	\$114,655

Sewer Revenue & Expense Overview

Revenues

Category	Budgeted	YTD Revenues	Budget Remaining
SERVICE CHARGES	\$4,866,675	\$2,497,940	48.7%
FEES & FINES	\$74,006	\$26,121	64.7%
MAJ FAC FEE REV	\$0	\$485,734	0.0%
MISCELLANEOUS	\$533,956	\$478,033	10.5%
OTHER SOURCES	\$10,799,241	\$7,562,000	30.0%
	<u>\$16,273,878</u>	<u>\$11,049,829</u>	<u>32.1%</u>

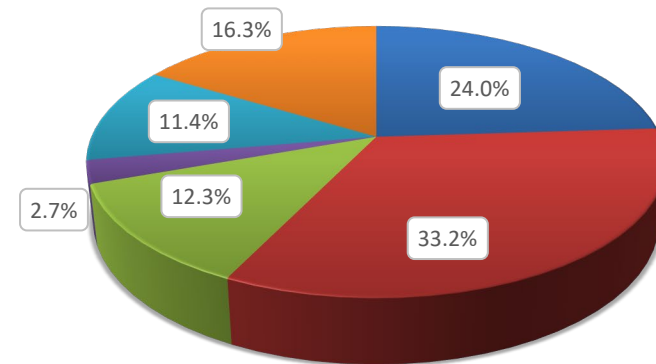
Expense

Category	Fiscal Budget	YTD Expense	Budget Remaining
SALARY & BENEFITS	\$1,225,163	\$655,079	46.5%
CONTRACTING SERVICES	\$1,494,946	\$907,548	39.3%
SUPPLIES & MATERIALS	\$708,108	\$337,015	52.4%
OTHER EXPENDITURES	\$1,194,609	\$74,711	93.7%
CAPITAL OUTLAY	\$10,710,000	\$312,305	97.1%
DEBT & TRANSFERS	\$941,052	\$445,536	52.7%
	<u>\$16,273,878</u>	<u>\$2,732,195</u>	<u>83.2%</u>

Prior Year Actuals Comparison

	FY 2025	FY 2026	% Variance	\$ Variance
Revenues	\$5,643,197	\$11,049,829	95.8%	\$5,406,632
Expenditures	\$2,636,065	\$2,732,195	3.6%	\$96,130

% of YTD Expense by Category



■ SALARY & BENEFITS
 ■ CONTRACTING SERVICES
 ■ SUPPLIES & MATERIALS
■ OTHER EXPENDITURES
 ■ CAPITAL OUTLAY
 ■ DEBT & TRANSFERS

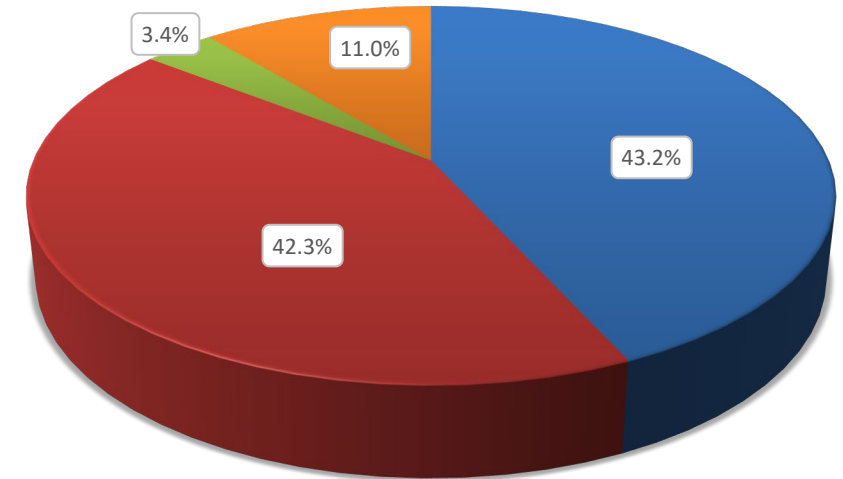
Sanitation Fund Revenue and Expense Overview

Budget to Date

	Budget	Actual	% Remaining
Revenues	\$2,662,758	\$1,201,692	54.9%

Category	Fiscal Budget	YTD Expense	Budget Remaining
SALARY & BENEFITS	\$1,015,997	\$545,789	46.3%
CONTRACTING SERVICES	\$907,063	\$534,892	41.0%
SUPPLIES & MATERIALS	\$142,780	\$42,830	70.0%
OTHER EXPENDITURES	\$68,563	\$348	99.5%
CAPITAL OUTLAY	\$250,000	\$0	100.0%
TRANSFERS	\$278,355	\$139,178	50.0%
	<u>\$2,662,758</u>	<u>\$1,263,037</u>	<u>52.6%</u>

% of Expenditures by Category



■ SALARY & BENEFITS ■ CONTRACTING SERVICES ■ SUPPLIES & MATERIALS ■ TRANSFERS

Prior Year Actuals Comparison

	FY 2025	FY 2026	% Variance	\$ Variance
Revenues	\$1,091,019	\$1,201,692	10.1%	\$110,673
Expense	\$1,110,029	\$1,263,037	13.8%	\$153,008

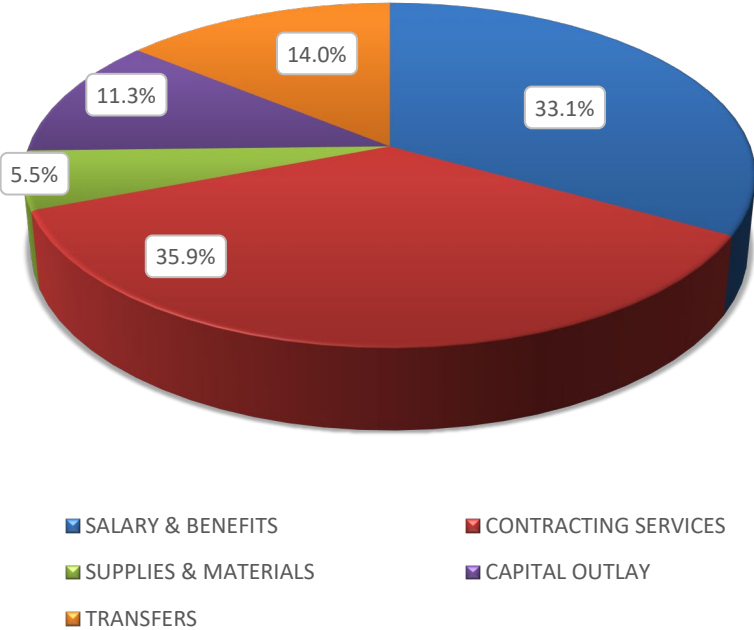
Stormwater Fund Revenue and Expense Overview

Budget to Date

	Budget	Actual	% Remaining
Revenues	\$2,756,047	\$547,211	80.1%

Category	Fiscal Budget	FYD Expense	Budget Remaining
SALARY & BENEFITS	\$245,946	\$125,586	48.9%
CONTRACTING SERVICES	\$136,179	\$136,258	-0.1%
SUPPLIES & MATERIALS	\$269,848	\$20,744	92.3%
OTHER EXPENDITURES	\$110,523	\$1,192	98.9%
CAPITAL OUTLAY	\$1,887,000	\$42,898	97.7%
TRANSFERS	\$106,551	\$53,276	50.0%
	<u>\$2,756,047</u>	<u>\$379,954</u>	<u>86.2%</u>

% of YTD Expense by Category



Prior Year Actuals Comparison

	FY 2025	FY 2026	% Variance	\$ Variance
Revenues	\$538,694	\$547,211	1.6%	\$8,518
Expenditures	\$387,199	\$379,954	-1.9%	-\$7,245



Town of La Plata

Check Report

By Check Number

Date Range: 12/01/2025 - 12/31/2025

Vendor Number	Vendor Name	Payment Date	Payment Type	Discount Amount	Payment Amount	Number
Bank Code: APBNK2-Pooled Checking						
0012	A.C. SCHULTES OF MD, INC	12/05/2025	Virtual Payment	0.00	87,890.00	APA001656
0801	CHARLES COUNTY GOVERNMENT	12/05/2025	Virtual Payment	0.00	53,295.35	APA001669
1341	SMECO	12/05/2025	Virtual Payment	0.00	62,545.48	APA001701
3204	CHESAPEAKE EMPLOYERS INSURANCE	12/12/2025	Virtual Payment	0.00	21,329.00	APA001793
0118	PLANCHEK, INC.	12/12/2025	Virtual Payment	0.00	22,533.80	APA001833
0801	CHARLES COUNTY GOVERNMENT	12/30/2025	Virtual Payment	0.00	38,581.00	APA001859
0880	HERTRICH FLEET SERVICES, INC	12/30/2025	Virtual Payment	0.00	171,043.00	APA001872
1631	Mitchell & Titus, LLP	12/30/2025	Virtual Payment	0.00	28,143.60	APA001876
1341	SMECO	12/30/2025	Virtual Payment	0.00	58,517.06	APA001882
7495	STATE RETIREMENT & PENSION	12/31/2025	Bank Draft	0.00	849,021.00	DFT0006456
0720	CareFirst BlueChoice	12/05/2025	Bank Draft	0.00	72,457.59	DFT0006462

Bank Code APBNK2 Summary

Payment Type	Payable Count	Payment Count	Discount	Payment
Regular Checks	0	0	0.00	0.00
Manual Checks	0	0	0.00	0.00
Voided Checks	0	0	0.00	0.00
Bank Drafts	2	2	0.00	921,478.59
EFT's	0	0	0.00	0.00
	108	11	0.00	1,465,356.88

Check Report

Date Range: 12/01/2025 - 12/31/2025

Vendor Number	Vendor Name	Payment Date	Payment Type	Discount Amount	Payment Amount	Number
Bank Code: PYBNK2-Payroll Payables - WesBanco						
0945	Paylocity - PR	12/31/2025	Bank Draft	0.00	266,849.56	DFT0006471
0945	Paylocity - PR	12/17/2025	Bank Draft	0.00	258,279.23	DFT0006475
0945	Paylocity - PR	12/04/2025	Bank Draft	0.00	257,446.58	DFT0006483

Bank Code PYBNK2 Summary

Payment Type	Payable Count	Payment Count	Discount	Payment
Regular Checks	0	0	0.00	0.00
Manual Checks	0	0	0.00	0.00
Voided Checks	0	0	0.00	0.00
Bank Drafts	3	3	0.00	782,575.37
EFT's	0	0	0.00	0.00
	3	3	0.00	782,575.37

All Bank Codes Check Summary

Payment Type	Payable Count	Payment Count	Discount	Payment
Regular Checks	0	0	0.00	0.00
Manual Checks	0	0	0.00	0.00
Voided Checks	0	0	0.00	0.00
Bank Drafts	5	5	0.00	1,704,053.96
EFT's	0	0	0.00	0.00
	111	14	0.00	2,247,932.25

Fund Summary

Fund	Name	Period	Amount
99	POOLED CASH	12/2025	2,247,932.25
			2,247,932.25



Town of La Plata

Check Report

By Check Number

Date Range: 01/01/2026 - 01/31/2026

Vendor Number	Vendor Name	Payment Date	Payment Type	Discount Amount	Payment Amount	Number
Bank Code: APBNK2-Pooled Checking						
7200	COMPTROLLER OF MARYLAND	01/16/2026	Regular	0.00	88,417.09	78496
3204	CHESAPEAKE EMPLOYERS INSURANCE	01/16/2026	Virtual Payment	0.00	21,329.00	APA001936
0550	MEAD & HUNT	01/16/2026	Virtual Payment	0.00	59,000.00	APA001942
0801	CHARLES COUNTY GOVERNMENT	01/23/2026	Virtual Payment	0.00	21,726.05	APA001961
0557	GULLO, JACK A. JR.	01/23/2026	Virtual Payment	0.00	79,098.14	APA001974
9360	HILLS ELECTRIC MOTOR SERVICE, INC.	01/23/2026	Virtual Payment	0.00	33,553.28	APA001976
10184	Modaxo Traffic Management USA Inc.	01/23/2026	Virtual Payment	0.00	63,872.00	APA001991
0118	PLANCHEK, INC.	01/23/2026	Virtual Payment	0.00	28,943.71	APA001995
0097	TYLER TECHNOLOGIES, INC.	01/23/2026	Virtual Payment	0.00	46,951.07	APA002007
10149	Whiteford, Taylor & Preston LLP	01/23/2026	Virtual Payment	0.00	21,863.93	APA002012
0801	CHARLES COUNTY GOVERNMENT	01/30/2026	Virtual Payment	0.00	47,430.84	APA002020
1341	SMECO	01/30/2026	Virtual Payment	0.00	46,674.60	APA002040
5087	M&T BANK TRUST OPERATIONS	01/30/2026	Bank Draft	0.00	131,249.85	DFT0006505
1721	U.S Department of Agriculture	01/02/2026	Bank Draft	0.00	28,098.00	DFT0006506
1721	U.S Department of Agriculture	01/02/2026	Bank Draft	0.00	42,174.00	DFT0006507
0720	CareFirst BlueChoice	01/05/2026	Bank Draft	0.00	94,982.74	DFT0006565
0945	Paylocity - PR	01/14/2026	Bank Draft	0.00	81,888.54	DFT0006574
9888	HEALTH EQUITY	01/30/2026	Bank Draft	0.00	54,878.32	DFT0006580
0945	Paylocity - PR	01/29/2026	Bank Draft	0.00	90,392.26	DFT0006583

Bank Code APBNK2 Summary

Payment Type	Payable Count	Payment Count	Discount	Payment
Regular Checks	1	1	0.00	88,417.09
Manual Checks	0	0	0.00	0.00
Voided Checks	0	0	0.00	0.00
Bank Drafts	7	7	0.00	523,663.71
EFT's	0	0	0.00	0.00
	37	19	0.00	1,082,523.42

Check Report

Date Range: 01/01/2026 - 01/31/2026

Vendor Number	Vendor Name	Payment Date	Payment Type	Discount Amount	Payment Amount	Number
Bank Code: PYBNK2-Payroll Payables - WesBanco						
0945	Paylocity - PR	01/13/2026	Bank Draft	0.00	174,060.60	DFT0006572
0945	Paylocity - PR	01/28/2026	Bank Draft	0.00	191,038.04	DFT0006581

Bank Code PYBNK2 Summary

Payment Type	Payable Count	Payment Count	Discount	Payment
Regular Checks	0	0	0.00	0.00
Manual Checks	0	0	0.00	0.00
Voided Checks	0	0	0.00	0.00
Bank Drafts	2	2	0.00	365,098.64
EFT's	0	0	0.00	0.00
	2	2	0.00	365,098.64

All Bank Codes Check Summary

Payment Type	Payable Count	Payment Count	Discount	Payment
Regular Checks	1	1	0.00	88,417.09
Manual Checks	0	0	0.00	0.00
Voided Checks	0	0	0.00	0.00
Bank Drafts	9	9	0.00	888,762.35
EFT's	0	0	0.00	0.00
	39	21	0.00	1,447,622.06

Fund Summary

Fund	Name	Period	Amount
99	POOLED CASH	1/2026	1,447,622.06
			1,447,622.06