



Town Council
Special Meeting - Budget Work Session
March 17, 2026, 8:00 AM
Council Chambers, La Plata Town Hall
305 Queen Anne St.
La Plata MD

Agenda

1. Call to Order

1.1. Call to Order

Attendees, please use meeting courtesy. Virtual attendees are asked to mute microphones when joining the meeting. Participants may be muted by the Town Clerk and meetings will be recorded.

In accordance with the Open Meetings Act, the public has the right to view/listen to the discussion only. At their discretion, the Town Council may allow participants to voice questions or provide comments on the topics under discussion. Written comments may be submitted via email to Legislative@townoflaplata.org. Individuals wishing to address the Town Council may sign up in advance on the Town's website ([Public Communications](#)) or on the meeting sign-up sheet.

Join on your computer, mobile app, or room device.

[Join the meeting now](#)

Meeting ID: 271 095 028 035 62

Passcode: vp3Sh6j2

(Calendar Year 2026)

1.2. Roll Call

1.3. Pledge of Allegiance

1.4. Approval of the Meeting Agenda

2. Department Budget Briefings

2.1. Budget Intro, Fees and Tax Rate Assumptions, General Fund Summary

2.2. Administration & Community Promotions

Legislative
Human Resources

2.3. Break

2.4. Finance
Planning
Code Enforcement

2.5. Lunch

2.6. Work Force Compensation
LPPD

2.7. Break

2.8. Public Works
Waste Water
Capital Improvement Plan

2.9. Wrap Up, Next Steps

3. Adjourn

3.1. Adjournment

Town of La Plata
Proposed FY2027
Financial Plan/Budget



Table of Contents

Budget Message	1
Town Wide Proposed Budget Overview	5
Finance Committee Opinion	6
Town Strategic Plan	7
Proposed FY2027 Fee Schedule	8
General Fund Budget Summary	21
Administration	22
Information Technology	25
General Services	28
Emergency Preparedness	31
Engineering	32
Community Promotion & Events	34
Legislative	37
Beautification Comm, & Farmer's Market	40
Human Resources	43
Finance	46
Planning	50
Inspections and Code Enforcement	55
Town Wide Proposed FY2027 Personnel Schedule	58
Police Department	61
Public Works Administration	68
Facility Operations	71
Fleet Maintenance	81
Streets	84
Parks	89
Sanitation Fund	94
Stormwater Fund	98
Water Fund	102
Sewer Fund	108
General Fund Capital Projects	119
Enterprise Fund Capital Projects	122
FY27 Fund Balance Reserve Re-Assignment	126

It is with great pleasure that I present to you the proposed Fiscal Year (FY) 2027 (July 1, 2026 – June 30, 2027) Budget & Capital Improvement Plan for the Town of La Plata. This budget includes the Town's General Fund and Enterprise Funds with appropriated funds for both operating and capital projects. The proposed General Fund Budget for FY 2027 equals \$22,019,502, representing an increase over the FY 2026 budget of \$3,609,603, or 19.61%. The proposed Enterprise Funds Budget for FY 2027 equals \$21,914,744, reflecting the Town's continued commitment to infrastructure investment across its sanitation, water, sewer, and stormwater operations.

A Balanced Budget

In accordance with the Town Charter C8-5, this budget is balanced: the “total of the anticipated revenues shall equal or exceed the total of the proposed expenditures”. It is important to note that fund balance appropriations in each of the major funds are applied exclusively to capital expenditures—no fund balance is being used to cover operating expenses in any fund. The Town is living within its means.

This proposed budget does not include a tax increase. The real property tax rate remains unchanged from the prior year. For the enterprise funds, a 4% rate increase is proposed for the sanitation, water, and sewer funds to address rising operational and capital costs. No rate increase is proposed for the stormwater fund.

Overview of the FY 2027 Proposed Budget

The FY 2027 proposed budget reflects the Town Council's budget guidance provided to staff in December 2025 and fully incorporates the Reserve Fund Policy adopted by the Town Council in January 2026. Consistent with that policy, this budget includes the re-assignment of general fund balance to formally established reserves, strengthening the Town's long-term financial position and ensuring appropriate resources are available for emergencies, economic downturns, technology needs, and contingencies.

The proposed budget maintains all existing service levels without recommending reductions to any Town program or service. It is a budget built on fiscal discipline, strategic investment, and a continued commitment to the residents and businesses of La Plata.

General Fund

The proposed General Fund Budget totals \$22,019,502. General Fund revenues are projected at \$18,415,884, an increase of \$1,171,875, or 6.80%, over the FY 2026 budget. Local tax revenue remains the largest single revenue source at \$11,565,750, representing approximately 62.8% of total revenues. Intergovernmental revenues, including Highway User Revenue and other state and federal sources, are projected at \$3,795,892.

The proposed operating budget totals \$16,698,810, with Public Safety representing the largest functional share at 36.8%, followed by General Government at 25.0%, Public Works at 14.5%, Parks, Recreation & Culture at 4.1%, and debt and transfers at 19.4%. Capital outlay within the General Fund totals \$5,320,692, directed toward priority infrastructure and facilities investments described below.

Investment in Our Workforce

This budget reflects a strong commitment to the Town's most valuable asset—its employees. The following workforce investments are proposed:

Market Increase. A 3.7% market rate increase is proposed for all Town employees, recognizing the competitive regional labor environment and the importance of attracting and retaining qualified public servants.

Law Enforcement Officers' Pension System (LEOPS). This budget proposes the transition of La Plata Police Department sworn officers to the Law Enforcement Officers' Pension System. LEOPS provides a benefit structure more competitive with neighboring jurisdictions and is an important step in strengthening officer recruitment and retention for the La Plata Police Department.

New Positions. The budget includes requests for several key new positions to address growing operational demands. These include a Town Engineer to support the Town's expanding infrastructure program, an administrative assistant for the La Plata Police Department to enhance operational capacity, and a new crew leader at the Wastewater Treatment Plant—a position that will enable the establishment of a second operational shift and improve the reliability and responsiveness of this critical facility.

Employee Recognition Program. This budget introduces a new recognition program for long-serving Town employees, formally honoring the dedication of staff who have made lasting contributions to our community.

Leave Sell-Back Program. A new leave sell-back program is also proposed, providing employees with an additional financial benefit and a practical mechanism for managing accumulated leave balances.

Investment in Infrastructure

The FY 2027 proposed budget reflects the Town's continued commitment to responsible stewardship of its public infrastructure. The Capital Improvement Plan encompasses investments across the General Fund and Enterprise Funds in support of transportation, public facilities, and utility systems.

General Fund capital highlights include the La Plata Bikeway (\$1,299,600 in FY27 toward a \$3.249 million total project), extending the shared-use pathway network from Milton Somers Middle School to Rosewick Road; continued street paving (\$796,292) in accordance with the Town's annual road condition review; and vehicle replacements for Police and Public Works (\$350,000).

Enterprise Fund capital investments focus on the long-term reliability and capacity of the Town's utility infrastructure. Significant projects include a New Tertiary Tank at the Wastewater Treatment Plant (\$1,250,000 in FY27 toward a \$3 million total project), advancing the multi-phase effort to increase plant capacity from 1.5 MGD to 2.0 MGD; a WWTP SCADA Hardware and Software Upgrade (\$250,000) to modernize aging control and monitoring systems; a water main connection at Tilghman Lake (\$1,000,000) to improve system resiliency and support the County water interconnection; Five Pump Station Rehabilitations (\$1,800,000); and stormwater capital investments totaling over \$2 million, including Magnolia Gardens Stormwater improvements and continued MS4 permit compliance design and construction.

Enterprise Funds

The proposed Enterprise Fund budgets reflect the investment required to maintain, operate, and expand the Town's utility infrastructure in a responsible and sustainable manner.

The Sanitation Fund is proposed at \$2,597,807, an increase of approximately 5.1% over FY 2026, with revenues projected at \$2,547,807. The Water Fund is proposed at \$4,993,478, with revenues of \$1,885,796; the use of fund balance in this fund reflects significant capital investment in system improvements and the County water connection. The Sewer Fund is proposed at \$11,107,701, with revenues of \$5,953,119; the reduction in revenues from the prior year reflects the the USDA Loan received in FY26. The Stormwater Fund is proposed at \$3,215,758, with revenues of \$1,080,258; capital investment accounts for over 71% of stormwater expenditures as the Town continues to meet its MS4 permit obligations.

In all enterprise funds, fund balance appropriations are applied to capital expenditures only, consistent with sound utility financial management practices.

Conclusion

The FY 2027 proposed budget reflects the Town of La Plata's commitment to fiscal responsibility, responsive governance, and meaningful investment in the people and infrastructure that serve this community. It is a budget that lives within the Town's means—balanced without a tax increase, aligned with Council guidance, and structured to strengthen our long-term financial foundation.

I am grateful for the hard work and professionalism of the Town Treasurer, Department Directors, and staff who developed this budget, and I look forward to the Town Council's review and discussion.

Respectfully submitted,

Chuck Stevens, Town Manager, Town of La Plata, Maryland



Town of La Plata

Town Wide Proposed FY 2027 Budget Overview

	FY24 Total Activity	FY25 Total Activity	FY26 YTD Activity	Parent Budget FY26 Adopted	Comparison 1 Budget FY2027 Proposed	Comparison 1 to Parent Budget Increase / (Decrease)	%
Fund: 01 - GENERAL FUND							
Revenue	36,431,397.24	16,130,335.11	9,891,625.14	17,244,009.00	18,415,884.00	1,171,875.00	6.80%
Expense	29,813,746.52	14,527,808.88	6,840,171.29	18,409,899.00	22,019,502.00	3,759,603.00	20.59%
Surplus/(Deficit) of Revenues to Expenditures	6,617,650.72	1,602,526.23	3,051,453.85	-1,165,890.00	-3,603,618.00	-2,437,728.00	209.09%
Project Assigned Appropriation				485,760.00	1,999,643.00	1,513,883.00	311.65%
Unassigned Fund Balance Appropriation				680,130.00	1,603,975.00	923,845.00	135.83%
Total Fund: 01 - GENERAL FUND:	6,617,650.72	1,602,526.23	3,051,453.85	0.00	0.00	0.00	0.00%
Fund: 80 - SANITATION FUND							
Revenue	1,737,772.97	2,201,924.28	1,198,414.23	2,583,066.00	2,547,807.00	-35,259.00	-1.37%
Expense	1,705,183.28	2,160,383.52	1,151,183.64	2,662,758.00	2,597,807.00	-64,951.00	-2.44%
Surplus/(Deficit) of Revenues to Expenditures	32,589.69	41,540.76	47,230.59	-79,692.00	-50,000.00	29,692.00	-37.26%
Unassigned Fund Balance Appropriation				79,692.00	50,000.00	-29,692.00	-37.26%
Total Fund: 80 - SANITATION FUND:	32,589.69	41,540.76	47,230.59	0.00	0.00	0.00	0.00%
Fund: 82 - SEWER FUND							
Revenue	14,257,419.88	11,281,319.56	3,171,219.26	15,451,882.00	5,953,119.00	-9,750,258.00	-62.09%
Expense	4,213,130.25	4,979,517.47	2,452,672.79	16,273,878.00	11,107,701.00	-5,417,672.00	-32.78%
Surplus/(Deficit) of Revenues to Expenditures	10,044,289.63	6,049,478.04	718,546.47	-821,996.00	-5,154,582.00	-4,332,586.00	527.08%
Major Facility Reserve Appropriation				113,491.00	3,044,582.00	2,931,091.00	2,582.66%
Project Assigned Appropriation		252,324.05	0.00	0.00	0.00	0.00	0.00%
Unassigned Fund Balance Appropriation				708,505.00	2,110,000.00	1,401,495.00	197.81%
Total Fund: 82 - SEWER FUND:	10,044,289.63	6,301,802.09	718,546.47	0.00	0.00	0.00	0.00%
Fund: 84 - WATER FUND							
Revenue	2,229,515.19	1,889,478.07	920,380.35	1,855,175.00	1,885,796.00	30,621.00	1.65%
Expense	1,375,854.95	1,802,770.83	851,143.04	4,258,992.00	4,993,478.00	734,486.00	17.25%
Surplus/(Deficit) of Revenues to Expenditures	853,660.24	86,707.24	69,237.31	-2,403,817.00	-3,107,682.00	-703,865.00	29.28%
Project Assigned		46,891.64	0.00	1,454,760.00	1,000,000.00	-454,760.00	-31.26%
Major Facility Reserve Appropriation				32,682.00	2,032,682.00	2,000,000.00	6,119.58%
Unassigned Fund Balance Appropriation				916,375.00	75,000.00	-841,375.00	-91.82%
Total Fund: 84 - WATER FUND:	853,660.24	133,598.88	69,237.31	0.00	0.00	0.00	0.00%
Fund: 86 - STORM WATER FUND							
Revenue	1,478,459.54	1,054,078.91	540,079.10	1,190,668.00	1,080,258.00	-110,410.00	-9.27%
Expense	663,858.29	677,300.02	358,494.77	2,756,047.00	3,215,758.00	459,711.00	16.68%
Surplus/(Deficit) of Revenues to Expenditures	814,601.25	376,778.89	181,584.33	-1,565,379.00	-2,135,500.00	-570,121.00	36.42%
Project Assigned Appropriation	0.00	65,011.10	0.00	1,395,264.00	959,818.00	-435,446.00	-31.21%
Unassigned Fund Balance Appropriation	0.00	0.00	0.00	170,115.00	1,175,682.00	1,005,567.00	591.11%
Total Fund: 86 - STORM WATER FUND:	814,601.25	441,789.99	181,584.33	0.00	0.00	0.00	0.00%

The Finance Committee has completed its review of the proposed FY2027 budget and offers the following comments for Council's consideration.

The Committee finds that the FY2027 budget is structurally tight. While revenues and expenditures are balanced, there is limited flexibility within the operating framework to absorb unforeseen costs or to significantly advance long-term capital priorities. The Committee believes that a larger portion of recurring revenues should ultimately be directed toward supporting capital costs in order to strengthen long-term fiscal stability.

The current budget relies on an estimated .9% surplus of revenues to fund capital expenditures. While this approach may be manageable in the near term, the Committee does not view it as sustainable over the long term—particularly once unassigned fund balance is depleted and no longer available to support future capital improvements. Continued reliance on minimal operating surpluses could constrain the Town's ability to address infrastructure needs and maintain appropriate reserve levels.

The Committee finds that the revenue forecasts are responsible and reasonably projected based on available data. Overall, the proposed FY2027 budget is fiscally sustainable in the short term. However, maintaining long-term fiscal health will require continued monitoring of structural balance, strengthening recurring support for capital funding, and prudent management of fund balance.

The Finance Committee respectfully submits these observations to Council for consideration.



Tilghman Lake

Strategic Plan

Created 2022

Vision

The Town of La Plata is an inclusive model of local government for community safety, health, amenities, and financial stability that benefits all residents for generations to come.

Value Proposition


La Plata is a thriving community that preserves its charm and natural resources.

Mission

In partnership with the community, La Plata provides a cost-effective system of government for public services. We implement industry best practices and innovative ideas to be known as a cultural hub that respects its strong heritage, encourages economic growth, facilitates a safe environment for a diverse community, enhances quality of life, and protects its natural resources.



Core Values



Council Members Left to Right:
James Goldsmith, Matthew Decker-Trollinger, Mayor Jeannine James, Evelyne Louise Bryant-Ward, and David Jenkins

The values we commit to our community and each other as our four foundational pillars



Community Engagement & Citizenship

By serving as responsible stewards, we promote opportunities for our residents to see reward in giving back and help them become involved as good neighbors.



Accountability

Through a foundation built on transparency, we are answerable to each other and our community.



Respect

We earn respect by building trust through actions and conducting ourselves with integrity and professional decorum.



Equity

By engaging with the community, listening to citizens, evaluating their concerns, and addressing needs, we model our commitment to one another.

GOALS



#1

Good Governance

We will serve as responsible stewards of community trust in making decisions to maximize public service value to our residents.



#2

Operational Excellence

Retain professional staff with the appropriate education, facilities, equipment, tools, and technology to efficiently provide quality work with a sense of pride.



#3

Economic Prosperity

Develop an economic base in La Plata that offers desirable careers and supports high standards of living for residents now and into the future.



#4

Community Identity

Engage citizens and visitors through enhancement and communication of amenities, programs, and events hosted in La Plata.



#5

Public Service Readiness

Plan and develop the systems and infrastructure needed to meet growing demand, while supporting the health, safety, and wellness of residents and natural resources.



- Ensure fair and transparent decision making processes by following established procedures. Our success will be measured by:
- Regularly assessing plans and policies to ensure their creation follows set protocol.
 - Maintaining and enforcing existing plans and policies.
 - Reviewing best practices to strengthen the downtown core and maintain the small town character of La Plata.
 - Surveying permit applicants to gain information on how we can improve effectiveness and efficiency in our permitting process.
 - Work with Planning & Zoning and Director of Legislative Services to determine the needed frequency and appropriate measures of ordinance reviews to establish standards.
 - Continue to link Comprehensive Plan to the staff reports and proposed items for permitting and decision making.
 - Conduct semi-annual employee surveys for internal accountability.



- Promote citizen engagement by creating policies and programs that encourage participation by a wide audience of races, ethnicities, and backgrounds. Our success will be measured by:
- Analyze community population diversity data to ensure employee base is representative of resident demographics.
 - Work creatively to hire and attract quality candidates from an expanded pool of applicants to incrementally increase diversity in the workforce.
 - Focus on expanding town programs for music, food, entertainment, the arts, and recreation to appeal to a larger audience.



- Manage all assets as a responsible fiduciary. Ensure funds are available for providing quality services in an equitable manner and our infrastructure is maintained now and in the future by prioritizing long-term financial sustainability over short-term tasks.
- Regularly assess:
The Town's annual budget process,
Five-year capital improvement plan, and
Financial forecasting.



- Assess community needs and desires by seeking community input and feedback through:
- Regular program interactions,
 - Identifying sources of regular citizen satisfaction data, including citizen surveys,
 - An improved and interactive website, and
 - Other outreach efforts.

We will serve as responsible stewards of community trust in making decisions to maximize public service value to our residents.





Operational Excellence



- Consistently offer services that meet or exceed reasonable expectations by maintaining high levels of customer service in day-to-day interactions.
- Ensure that staff have the tools, training, and resources needed to do their jobs well.
 - Set clear expectations.
 - Communicate with staff on performance status throughout the year.
 - Conduct real-time counseling, frequent check ins, and constructive feedback that culminates in employees' ability to positively impact their annual performance reviews.

- Enhance community programs and services by strengthening services and programs with adequate staffing and technical expertise.
- Regularly assess staffing levels and position placement effectiveness.
 - Evaluate areas of improvement in services, programs, and technical expertise as part of annual budget process.

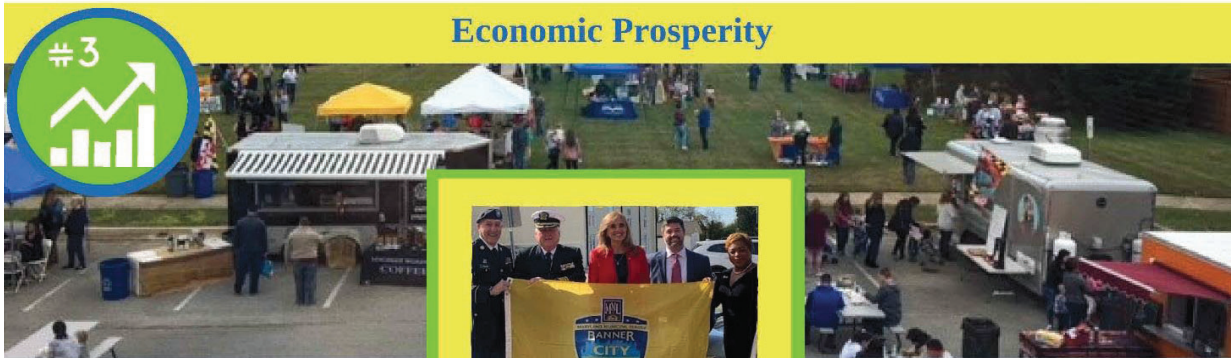
- Employ a staff of engaged professionals by encouraging continuous learning with opportunities for employee growth.
- Define opportunities by establishing and following clear career succession plans.
 - Recommend and offer continuing education opportunities for staff to advance their careers.

- Retain high quality and committed employees by promoting a level of work/life effectiveness appropriate to keep excellent employees across the organization.
- Explore options for employee engagement to maintain high employee satisfaction ratings as measured through employee outreach efforts.
 - Encourage individualized "work and life effectiveness" to allow staff be focused whether at home or in their work over "work and life balance: that tends to take from one aspect or the other.
 - Monitor employee turnover.
 - Learn about and analyze possible areas of improvement by assessment of employment separation surveys.

- Leverage the use of technology to enhance efficiency, productivity, and service delivery by researching, encouraging, and developing the deployment of effective technology.
- Monitor technological advancements and effectiveness.
 - Weigh options of industry practices and trends for best use of resources.



Retain professional staff with the appropriate education, facilities, equipment, tools, and technology to efficiently provide quality work with a sense of pride.



Provide a variety of housing stock availability for a wide audience of interested parties by promote zoning that attracts development to fulfill the needs of a diverse socioeconomic population. We will ensure zoning and lot sizes are conducive to attract residential developers, for housing stock that is consistent with the comprehensive plan.



Strategically grow the geographic property and economic tax base with a balance of residential, commercial, and industrial growth. La Plata will expand its boundaries when and where there is a clear net economic and/or environmental benefit to doing so, and only when supported by adequate public facilities.

- Recognize the need for commercial, industrial, and entrepreneurial growth.
- Develop a relationship with the County to provide incentives that attract a targeted audience of developers.
- Create tax incentives for land use options.
- Assess and monitor annexation requests to ensure an economic and/or environmental benefit for a net positive economic impact to the Town.



Create a dynamic, mixed use downtown area that is inviting for businesses, residents and visitors. We will focus the town's efforts on the downtown core to demonstrate public investment and to attract private capital. We will encourage high tech and light manufacturing industry to locate in the La Plata area.

- Create and identify funding opportunities to promote the downtown core.
- Measure net gain in annual business retention, with goal of an increasing it over time.
- Define role and structure of Economic Development to encourage commercial activity.
- Provide funding for Economic Development.



Promote a business-friendly community that promotes attractive job opportunities for a sustainable economic base. Collaborate with and promote small businesses to better understand their needs and identify opportunities for growth.

- Identify reliable and consistent sources for data on business owners' satisfaction.
- Research, develop, and deploy creative ways to promote local businesses.
- Draft a program for business outreach.



Develop an economic base in La Plata that offers desirable careers and supports high standards of living for residents now and into the future.



Community Identity



Define the Town image by determining the current image perception as a baseline. This will be achieved by incorporating Town image questions as part of citizen survey.

Protect environmental resources by maintaining policies to protect and preserve forest, open space, and wildlife.

- Develop ordinances that promote safety and environmental protection.
- Develop and maintain a list of open-space and recreation areas.



Create, promote, and maintain community amenities. New development areas will reflect the principles of walkability, sustainability, and environmental protection.

- Regularly assess new development areas and reassess current development.
- Improve walkability routes by interconnecting the downtown to future and existing neighborhoods and commercial centers.
- Enter walk/hike trails into GIS.



Become a regional destination for visitors by enhancing the downtown core with business services, small shops, a park-like environment, trees, clean streets, sidewalks, and other features that make it a pleasing and vibrant destination.

- Promote proximity to DC, mountains, beaches, military installations.
- Plan for a rail trail in Southern La Plata once the electric utility closes.
- Promote land use conversion to attract visitors.



Offer events and programs that meet the needs and interests of the community by receiving community feedback on events and programs.

- Identify potential sources of data gathering on community event and program satisfaction.
- Plan, develop, schedule, and promote improved programs that meet citizen expectations.

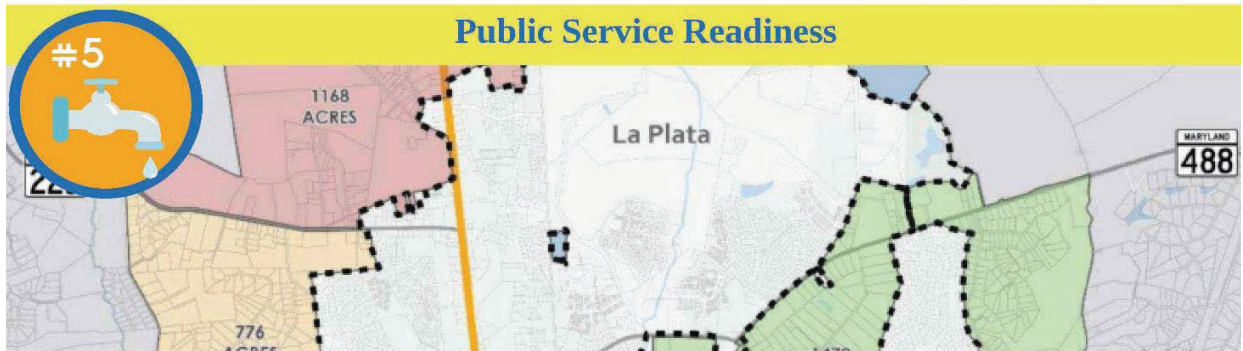


Increase awareness of activities and opportunities for public engagement and collaboration by expanding social media use, website access, and/public participation platform interactions.

- Track data analytics on social media performance.



Engage citizens and visitors through enhancement and communication of amenities, programs, and events hosted in La Plata.



Ensure adequate natural resource availability to meet usage demands by ensuring the future water supply needs of the Town can be met while preserving the long-term sustainability of shared groundwater resources.

- Track water access to ensure availability exceeds demand.
- Secure adequate water appropriations through relationship with the State of Maryland and Charles County.



Use the Towns' guiding documents to plan and provide for current/future infrastructure needs. Plan upgrades and enhancements to the Town's infrastructure to ensure that growth and development can be accommodated.

- Annually review and update capital improvement plan.
- Measure capital projects for return on investment (ROI) where applicable.
- Track status and progress of projections.



Evaluate, enhance, and promote community educational opportunities to encourage safety and preparedness. Enhance and expand community information sharing for educational programs on health, safety, and self-sufficiency.

- Promote communication of civil service resources via social media newsletter and special events.
- Create citizens academy to explain municipal services through direct interaction.



Ensure adequate funding is available to expand necessary infrastructure by performing an outside review of the Town's Major Facility Fee.

- Analyze the review results to ensure the amount of the Major Facility Fee can equitably assess the cost of water and sewer infrastructure needed to provide services to new customers.
- Annually assess this fee as a part of the budget process using the methodology used in the outside review.



Plan and develop the systems and infrastructure needed to meet growing demand, while supporting the health, safety, and wellness of residents and natural resources.

FY2027 Proposed Fee Schedule

Fee Category	FY27 Fee Amount
101-1 ADMINISTRATION	
DOCUMENTS AND COPIES	
Standard Format (Letter, Legal, Ledger) Per Page	\$0.60
Large Format (Black and White) Per SF	\$0.60
Large Format (Color) Per SF	\$4.40
Comprehensive Plan Per SF	Actual Cost
Standard Specifications	\$81.50
Zoning Maps	Actual Cost
Accident Reports	\$10.00, plus \$0.50 per page after the initial ten pages
Incident Reports	\$10.00, plus \$0.50 per page after the initial ten pages
Records Request of Photos	\$20.00 per CD
Record Request of Video Recordings	\$70.00 per DVD
Record Request of Audio Recordings	\$70.00 per DVD
Records Request Research Fee	\$30.00 per hour starting with the third hour of research
Public Information Request	Calculated at Time of Request, Required Deposit of 50% of Calculated Cost
FACILITY RENTALS AND FEES	
Wills Park Town Resident /Nonprofit / For Profit (Daily Rental up to 8 hours)	\$152.00
Wills Park Town Based Youth and Senior Citizen Organizations, Town Home Owner's Association Meetings, La Plata Volunteer	No Charge
Fire Department, Charles County Rescue Squad and Port Tobacco Players	
Tilghman Lake Daily Rental Rate (Town Resident)	\$208.00
Tilghman Lake Daily Rental Rate (Non-Town Resident)	\$352.00
MISCELLANEOUS CHARGES AND FEES	
Returned Check/Credit Card/ACH Fee	\$39.90
Late Payment Penalty	10% Of the Total Due, Excluding the Bay Restoration Fee Due, Compounded Quarterly
Interest on Unpaid Utility Bill Balances (Excluding Bay Restoration Fee) From Prior Periods	16% APR
Credit/Debit Card Transaction Convenience Fees	3% with \$2.95 Minimum
Online E-check or ACH	\$0.00
Utility Account Maintenance Fee (Per Quarter)	\$15.00
La Plata License Plate	\$40.00
SPECIAL EVENTS	
Special Event Vendor Fee (non-refundable)	\$29.00
Special Event Permit Application Fee	\$29.00
Special Event Permit Fee	\$113.00
Police Officer Staff for Special Event (Hourly per officer minimum 3 hours per officer)	\$76.00
Public Works Staff for Special Event (Hourly per worker minimum 3 hours per worker)	\$57.00
Penalty on Late Payment (50% of the total balance for Town staff hours will be due two business days before the event. The remaining balance shall be invoiced by the Town and due 30 days' net of the invoice date).	1% Of Unpaid Amount, Per Month or Fraction Thereof That the Payment Is Late
PENALTY ON OVERDUE TAXES	
Real Property (Fee Is in Addition to Interest Imposed in Town Charter §C8-15)	1/3 Of 1% Of Unpaid Amount, Per Month or Fraction Thereof That the Payment Is Late
Personal/Public Utility Taxes	1% Of Unpaid Amount, Per Month or Fraction Thereof That the Payment Is Late
BAY RESTORATION FUND CHARGES	
Residential Sewer Customers (Quarterly)	\$15.00
Non-Residential Sewer Customers (Quarterly)	\$15.00
101-2 PLANNING DIVISION	
Annexation Petitions (Professional Services Agreement Required)	\$852.00, Plus Deposit for Actual Expenses
Zoning Amendment Petition	\$534.00, Plus Deposit for Actual Expenses
Board of Appeals Application for Variance, Special Exception, Appeal from An Administrative Decision, Home Occupation	\$338, Plus Deposit for Actual Expenses
Zoning Certification Letter	\$112.00
Official Zoning Map Update (Excluding Final Plats) Per Lot	\$13.00
Engineering Review Fee	Actual Cost Plus 3%
Outside Consulting Fee	Actual Cost Plus 3%
SUBDIVISIONS	
Major Subdivision Preliminary Plat Base Fee Per Plat	\$355.00
Major Subdivision Preliminary Plat Additional Per Lot Fee	\$19.00
Final Plat Base Fee Per Plat	\$365.00
Final Plat Additional Per Lot Fee	\$20.00
Fee In Lieu Of Parkland Dedication or Reservation, Payable at Time of Building Permit	\$2,743.00

SITE DEVELOPMENT PLANS	
Master Site Development Plan Review as Required by The Town's Zoning Code (TDX, PBPE, PRID, NCX)	\$831.00
Major Site Plan Review	\$971.00
Minor Site Plan Review	\$183.00
Proposed Improvement Plan Review for Water, Sewer, Storm Water Management and Streets	1% Of the Construction Costs
Resubmission Fee (After 3rd Submittal)	\$74.00
Time Extension Requests (for Board & Commission Approvals)	50% of Application Fee
Outside Review of Utility Plans - Water and Sewer	Actual Cost Plus 3%
STORMWATER MANAGEMENT PLAN REVIEW	
Concept Stormwater Management Review (Step 1) - Application Fee	\$117.00
Additional Hourly Rate (Outside Review)	Actual Cost Plus 3%
Site Stormwater Management Review (Step 2) - Application Fee	\$117.00
Additional Hourly Rate (Outside Review)	Actual Cost Plus 3%
Final Stormwater Management Review (Step 3) - Application Fee	\$117.00
Additional Hourly Rate (Outside Review)	Actual Cost Plus 3%
Fee In Lieu Of On-Site Storm Water Management, Payable at Time of Grading Permit Per SF	\$1.40
FOREST CONSERVATION REVIEW	
Forest Stand Delineation Plan Review	Actual Cost Plus 3%
Forest Conservation Plan Review	Actual Cost Plus 3%
Additional Per Acre Fee Per Acre of LOD	Actual Cost Plus 3%
Fee in Lieu of Afforestation and Reforestation Per SF	\$0.75
TRAFFIC IMPACT REVIEW	
Traffic Studies	Actual Cost Plus 3%
101-3 PERMIT DIVISION	
Permit Review Fees	Billed by Consultant
PERMITS APPLICATIONS	
Commercial Permit Application Fee	\$110.00
Residential Permit Application Fee	\$60.00
GRADING PERMIT APPLICATION FEES	
Grading & Control Costs 0-\$1000	\$51.00
Grading & Control Costs Over \$1,000	\$49.00, Plus 1% Of Grade and Control Costs
UTILITY SERVICE PERMITS	
Residential Water Connection Charges	
Residential Water Connection - Less Than 700 Square Feet of Total Area	\$132.00
Residential Water Connection - More Than 700 Square Feet of Total Area	\$140.00
Residential Sewer Connection Charges	
Residential Sewer Connection - Less Than 700 Square Feet of Total Area	\$393.00
Residential Sewer Connection - More Than 700 Square Feet of Total Area	\$452.00
Commercial, Industrial, Quasi-Public or Public Facilities Water Connection (Based on Estimated Quarterly Water Consumption)	
0 To 15,000 Gallons	\$140.00
15,001 To 100,000 Gallons	\$347.00
100,001 Gallons and Above	\$492.00
Commercial, Industrial, Quasi-Public or Public Facilities Sewer (Based on Estimated Quarterly Water Consumption)	
0 To 15,000 Gallons	\$423.00
15,001 To 100,000 Gallons	\$1,096.00
100,001 Gallons and Above	\$1,475.00
Water Meters, Including Fittings and Appurtenances (Size in Inches)	
5/8" - 3/4"	\$805.00
1"	\$930.00
1.5"	\$1,095.00
2"	\$1,453.00
3"	\$2,763.00
4"	\$3,990.00
Other Sizes and Types (I.E., Compounds, 3+)	To Be Determined Upon Application
MAJOR FACILITY FEE PERMIT (Impact Fee Chapter 186)	
Major Facility Fee Residential SFD, TH, Duplex (Per Unit)	TBD
Apartments - Dwelling Unit is 700 SF or Less (Per Unit) Including Accessory Dwelling Units (ADU)	TBD
Apartments - Dwelling Unit is More than 700 SF (Per Unit) Including Accessory Dwelling Units (ADU)	TBD
Commercial, Industrial, and Public or Quasi-Public Facility Units (Per EDU)	
New or Enlarged Water and Sewer Service	TBD
Actual usage is 110% greater than estimated consumption after one (1) year	Calculated based on current rates minus any amount already paid
CERTIFICATE OF USE AND OCCUPANCY PERMIT	
Final Certificate of Use and Occupancy Permit Application Fee	\$89.00
MISCELLANEOUS PERMITS	
Noise Permits	\$22.00
Public Works Permit (Work in Public Right-of-Way)	\$65.90
Mobile Food Service Facility Permit (Valid for one calendar year)	\$175.00
Home Office Permit	\$46.00

FARMERS MARKET PERMITS	
Saturday Only Seasonal	\$151.00
Saturday Only Daily	\$28.00
Wednesday Only Seasonal	\$97.00
Wednesday Only Daily	\$17.00
Saturday and Wednesday Seasonal	\$226.00
RENTAL OPERATING LICENSE (BIANNUAL RENEWAL AND INSPECTION FEES)	
Buildings Containing 4 Or Fewer Dwelling/Rooming Units (Excluding Hotels/Motels) - Per Unit	\$134.00
Buildings Containing 5 Or More Dwelling/Rooming Units (Excluding Hotels/Motels) - Per Unit	\$168.00
Hotels/Motels - 0 To 50 Rooms - Per Unit	\$302.00
Hotels/Motels - 51 To 100 Rooms - Per Unit	\$408.00
Hotels/Motels - Over 100 Rooms - Per Unit	\$503.00
Re-Inspection (Each Dwelling/Rooming Unit) - Per Unit	\$113.00
SMALL WIRELESS COMMUNICATIONS FACILITIES IN THE PUBLIC RIGHTS OF WAY	
Application Fee for Placement or Modification of Small Wireless Telecommunications Facilities and Related Overhead and Underground Wiring, Cable, Hoses, Pipes, Poles and Similar Facilities.	
Up to Five Facilities	\$596.00
Each Additional Facility	\$120.00
Each New Pole	\$1,190.00
Actual Cost to Review Applications, If in Excess of Set Fees	Actual Cost
Access Fee, Per Small Wireless Communications Facility, Per Year	\$322.00
101-4 - INSPECTIONS	
Inspection Fees	Billed by Consultant
Commercial and Industrial for Change of Occupancy (no construction): GC	
Building final inspection	\$50.00
Fire Safety	\$50.00
Electrical final inspection	\$50.00
Plumbing final inspection	\$50.00
Mechanical final inspection	\$50.00
SEWER AND WATER : WS	
Sewer lateral - Residential	\$180.00
Water lateral - Residential	\$180.00
Sewer lateral - Commercial	\$250.00
Water lateral - Commercial	\$250.00
OTHER INSPECTIONS	
Preliminary Inspection Fee	\$195.00
Single inspection fee	\$125.00
Reinspection Fee - Commercial and Residential	\$200.00
After Hours Inspection	\$300.00
Consulting Fee	Actual Cost
Emergency Work Inspection	\$300.00
101-5 - PUBLIC UTILITY FEES	
UTILITY LOCATE FEE	
Commercial Properties	\$44.00
WATER EXTRACTION PERMITS	
Non-Refundable Annual Application Fee	\$1,154.00
Consumption Charge, per 1,000 Gallons of Usage, To Be Paid Monthly	\$12.00
Private Waster Water Disposal System Permit Application	\$87.00
Television and Sewer Cleaning Equipment Charges. Hourly Rates Accrue When Travel Begins to Job Site.	Actual Expenses
EQUIPMENT AND STRUCTURES	
Street Lights	To Be Determined Upon Application
Street Name and Regulatory Signs	To Be Determined Upon Application
EQUIPMENT CHARGES	
In Town Per Hour	Based on Equipment
WATER AND SEWER RATES	
Water Reconnect Fee	\$43.80
Manual Meter Reading Fee	\$52.00
Water Usage, Per 1,000 Gallons of Quarterly Metered Water Usage	
0 To 15,000 Gallons	\$5.20
15,001 To 100,000 Gallons	\$6.00
100,001 Gallons and Above	\$5.20
Sewer Usage, Per 1,000 Gallons of Quarterly Metered Water Usage	
0 To 15,000 Gallons	\$15.60
15,001 To 100,000 Gallons	\$17.40
100,001 Gallons and Above	\$15.60
STORMWATER MANAGEMENT QUARTERLY FEE	
Residential Per Dwelling Unit	\$27.80
Non-Residential, Per Equivalent Residential Unit (ERU)	\$27.80

REFUSE CONTAINERS (Refuse Containers: Available In 32 Gallon, 1/6 Yard; 64 Gallon, 1/3 Yard, And; 96 Gallon, 1/2 Yard Sizes. Containers Are the Property of The Town of La Plata.)	
One Time Rental Fee, Per Container	Based on Suppliers Cost to the Town
35 Gal Container Exchange Fee	\$57.60
65 Gal Container Exchange Fee	\$68.40
95 Gal Container Exchange Fee	\$68.40
REFUSE COLLECTION RATES	
Residential Rates, Per Unit, Per Quarter Including: Single Family Detached, Single Family Attached and Two Family	
Curbside	\$107.20
Curbside, Outside Corporate Limits, Subject to Council Approval	\$167.50
House Side (Without Documented Need)	\$219.70
House Side for Individuals Over the Age of Sixty-Four or Physically Impaired. Must Request Service in Writing and Supply Documentation.	\$107.20
Each Additional Container, Maximum 3 Additional, Total Of 4	\$34.30
Commercial and Multi-Family, Per Quarter	
1/2 Yard/96 Gallon Container (One Pickup Per Week)	
Curbside	\$107.20
House side	\$219.70
Each Additional Container, Maximum 3 Additional, Total Of 4	\$34.30
1/2 Yard/96 Gallon Container (Two Pickups Per Week)	
Curbside	\$211.70
House side	\$415.20
Each Additional Container, Maximum 3 Additional, Total Of 4	\$68.40
2 Yard Dumpster (One Pickup Per Week)	
First Dumpster	\$310.70
Each Additional Dumpster	\$163.40
2 Yard Dumpster (Two Pickups Per Week)	
First Dumpster	\$602.60
Each Additional Dumpster	\$276.00
2 Yard Dumpster (Three Pickups Per Week)	
First Dumpster	\$891.80
Each Additional Dumpster	\$381.70
2 Yard Dumpster (Four Pickups Per Week)	
First Dumpster	\$1,173.10
Each Additional Dumpster	\$498.20
2 Yard Dumpster (Five Pickups Per Week)	
First Dumpster	\$1,430.20
Each Additional Dumpster	\$883.80
4 Yard Dumpster (One Pickup Per Week)	
First Dumpster	\$430.00
Each Additional Dumpster	\$289.30
4 Yard Dumpster (Two Pickup Per Week)	
First Dumpster	\$843.70
Each Additional Dumpster	\$514.20
4 Yard Dumpster (Three Pickup Per Week)	
First Dumpster	\$1,245.30
Each Additional Dumpster	\$747.30
4 Yard Dumpster (Four Pickup Per Week)	
First Dumpster	\$1,639.00
Each Additional Dumpster	\$956.10
4 Yard Dumpster (Five Pickup Per Week)	
First Dumpster	\$2,000.60
Each Additional Dumpster	\$1,189.10
SPECIAL PICKUPS	
Residential	
Minimum Fee for The First 5 Minutes	\$28.40
Each Minute in Addition to The First 5	\$3.00
Mattress or Box Spring, Each in Addition To (I) & (II)	\$25.00 Or Current Landfill Fee
Tires, Each in Addition To (I) & (II)	\$6.90 Or Current Landfill Disposal Fee
Commercial	
Per Each Additional Dumpster	\$292.60
RECYCLING (PER QUARTER)	
Charge Per Residential Utility Account	\$15.40
Charge Per Commercial Utility Account, Per Tote (Maximum Of 4)	\$15.40
Outside of Corporate Limits	\$21.80

101-6 - MUNICIPAL INFRACTION FEES	
Chapter 46 - Hotel Rental Tax	
First Offense	\$110.00
Each Repeat Offense	\$220.00
Chapter 67 - Animals	
First Offense	\$110.00
Each Repeat Offense	\$220.00
Chapter 68 - Shopping Carts	
First Offense	\$110.00
Each Repeat Offense	\$220.00
Chapter 75 - Building Construction (Building Code)	
First Offense	\$550.00
Each Repeat Offense	\$1,000.00
Chapter 78 - Building Numbering and Street Naming	
First Offense	\$110.00
Each Repeat Offense	\$220.00
Chapter 84 - Cable Television Rate Regulations	
First Offense	\$110.00
Each Repeat Offense	\$220.00
Chapter 98 - Farmers Market	
First Offense	\$110.00
Each Repeat Offense	\$220.00
Chapter 108 - Resource Protection Standards	
First Offense	\$550.00
Each Repeat Offense	\$1,000.00
Chapter 117 - Health and Sanitation	
First Offense	\$220.00
Each Repeat Offense	\$435.00
Chapter 123 - Housing Standards	
First Offense	\$220.00
Each Repeat Offense	\$435.00
Chapter 128 - Licenses and Permits	
First Offense	\$550.00
Each Repeat Offense	\$1,000.00
Chapter 132 - Littering	
First Offense	\$220.00
Each Repeat Offense	\$435.00
Chapter 137 - Noise	
First Offense	\$220.00
Each Repeat Offense	\$435.00
Chapter 146 - Peace and Good Order	
First Offense	\$220.00
Each Repeat Offense	\$435.00
Chapter 149 - Peddling, Soliciting and Street Vending	
First Offense	\$220.00
Each Repeat Offense	\$435.00
Chapter 150 - Plumbing Standards	
First Offense	\$550.00
Each Repeat Offense	\$1,000.00
Chapter 152 - Property Maintenance and Housing Standards	
First Offense	\$220.00
Each Repeat Offense	\$435.00
Chapter 155 - Rental for Human Habitation	
First Offense	\$550.00
Each Repeat Offense	\$1,000.00
Chapter 161 - Smoking and Tobacco Products	
First Offense	\$220.00
Each Repeat Offense	\$435.00
Chapter 167 - Stormwater Management	
First Offense	\$550.00
Each Repeat Offense	\$1,000.00
Chapter 173 - Subdivision and Land Development	
First Offense	\$550.00
Each Repeat Offense	\$1,000.00
Chapter 181 - Vehicles and Traffic	
Parking Violations	
§181-4A(1) through §181-4A(20)§181-4A(22) through §181-4A(24)§181-4B§181-4C§181-4D§181-5§181-9§181-16	\$50.00
§181-4A(21)	\$250.00
§181-4A(25)	\$150.00
First Offense, for All Other Violations of Chapter 181	\$220.00
Each Repeat Offense, for All Other Violations of Chapter 181	\$435.00
Chapter 186 - Water and Sewers	
First Offense	\$550.00
Each Repeat Offense	\$1,000.00

Chapter 191 - Zoning	
First Offense	\$550.00
Each Repeat Offense	\$1,000.00
Chapter 191 - Sign Code	
First Offense	\$220.00
Each Repeat Offense	\$435.00
Any violation of a provision of this Code designated as an infraction by for which no other specific fine is established.	\$110.00



Town of La Plata

General Fund Budget Report Summary

Category	FY24 Total Activity	FY25 Total Activity	FY26 YTD Activity Through Dec	Parent Budget	Comparison 1	Comparison 1	%
				FY26 Adopted	Budget FY2027 Proposed	to Parent Budget Increase / (Decrease)	
Revenue							
40 - LOCAL TAX REVENUE	9,416,873.45	9,846,444.30	7,594,105.45	10,464,522.00	11,565,750.00	1,101,228.00	1052.34%
41 - LICENSES & PERMITS	410,782.50	475,953.00	92,058.18	302,700.00	209,900.00	(92,800.00)	-3065.74%
42 - INTERGOVERNMENTAL REVENUE	6,973,798.15	1,435,294.11	187,054.69	3,698,272.00	3,795,892.00	97,620.00	263.96%
46 - SERVICE CHARGES	958,485.63	1,012,972.01	135,261.75	409,000.00	357,328.00	(51,672.00)	-1263.37%
47 - FEES, FINES, FORFEITURES	17,612.25	284,540.70	278,903.70	193,000.00	259,600.00	66,600.00	3450.78%
48 - MISCELLANEOUS REVENUES	1,773,027.81	1,699,955.99	918,209.37	804,454.00	785,238.00	(19,216.00)	-238.87%
49 - OTHER FINANCING SOURCES	16,880,817.45	1,375,175.00	686,032.00	2,537,951.00	5,045,794.00	2,507,843.00	98.81%
Total Revenue:	36,431,397.24	16,130,335.11	9,891,625.14	18,409,899.00	22,019,502.00	3,609,603.00	19.61%
Expense							
51 - SALARY & WAGES	5,483,274.52	5,267,094.21	2,712,518.69	5,810,665.00	6,451,853.00	641,188.00	1103.47%
52 - FRINGE BENEFITS	1,836,694.53	2,066,735.31	1,458,462.08	2,550,907.00	3,263,446.00	712,539.00	2793.28%
53 - CONTRACTED SERVICES	2,907,053.06	3,483,772.51	1,614,784.29	2,927,271.00	2,875,760.00	(51,511.00)	-175.97%
54 - SUPPLIES & MATERIALS	409,106.73	330,678.08	117,241.70	569,763.00	661,141.00	91,378.00	1603.79%
55 - OTHER EXPENDITURES	1,467,801.05	1,162,353.05	569,706.16	1,254,556.00	1,259,547.00	4,991.00	39.78%
56 - CAPITAL OUTLAY	16,423,526.54	1,476,729.93	292,423.42	4,769,492.00	5,320,692.00	551,200.00	1155.68%
59 - OTHER FINANCING USES	1,286,290.09	740,445.79	75,000.00	527,245.00	2,187,063.00	1,659,818.00	314.81%
Total Expense:	29,813,746.52	14,527,808.88	6,840,136.34	18,409,899.00	22,019,502.00	3,609,603.00	19.61%
Report Total:	6,617,650.72	1,602,526.23	3,051,488.80	0.00	0.00	0.00	0.00%



Town of La Plata

Administration

Category	FY24 Total Activity	FY25 Total Activity	FY26 YTD Activity Through Dec	Parent Budget	Comparison 1 Budget	Comparison 1 to Parent Budget	%
				FY26 Adopted	FY2027 Proposed	Increase / (Decrease)	
51 - SALARY & WAGES	345,088.11	338,765.69	271,656.11	457,954.00	359,258.00	-98,696.00	-21.55%
52 - FRINGE BENEFITS	119,749.04	104,882.91	94,601.29	139,616.00	137,821.00	-1,795.00	-1.29%
53 - CONTRACTED SERVICES	160,032.60	123,541.19	44,425.98	167,013.00	170,214.00	3,201.00	1.92%
54 - SUPPLIES & MATERIALS	412.09	747.93	543.72	2,200.00	1,200.00	-1,000.00	-45.45%
55 - OTHER EXPENDITURES	1,291,884.76	985,257.65	488,646.59	990,498.00	990,498.00	0.00	0.00%
56 - CAPITAL OUTLAY	0.00	0.00	0.00	0.00	0.00	0.00	0.00%
59 - OTHER FINANCING USES	1,136,290.09	226,219.00	0.00	227,245.00	227,245.00	0.00	0.00%
Report Total:	3,053,456.69	1,779,414.37	899,873.69	1,984,526.00	1,886,236.00	-98,290.00	-4.95%



Town of La Plata

Account Number		FY24 Total Activity	FY25 Total Activity	FY26 YTD Activity Through Dec	Parent Budget	Comparison 1 Budget	Comparison 1 to Parent Budget	%
					FY26 Adopted	FY2027 Proposed	Increase / (Decrease)	
Activity: 001 - General Operations								
Category: 51 - SALARY & WAGES								
01-160-001-5110	REGULAR FT CIVILIAN SALARY	344,142.85	338,765.69	171,656.11	346,954.00	359,258.00	12,304.00	3.55%
01-160-001-5160	BONUSES	945.26	0.00	100,000.00	111,000.00	0.00	-111,000.00	-100.00%
Total Category: 51 - SALARY & WAGES:		345,088.11	338,765.69	271,656.11	457,954.00	359,258.00	-98,696.00	-21.55%
Category: 52 - FRINGE BENEFITS								
01-160-001-5205	DENTAL	849.28	535.36	454.32	920.00	1,020.00	100.00	10.87%
01-160-001-5215	HEALTH INSURANCE	46,820.68	30,853.32	21,190.32	55,360.00	46,600.00	-8,760.00	-15.82%
01-160-001-5220	LIFE INSURANCE W/H	1,804.70	1,020.93	1,202.84	870.00	4,160.00	3,290.00	378.16%
01-160-001-5230	WORKERS' COMPENSATION	566.00	633.92	399.32	640.00	440.00	-200.00	-31.25%
01-160-001-5240	ICMA	8,782.42	1,452.38	4,884.93	9,201.00	9,540.00	339.00	3.68%
01-160-001-5245	MSRPS PENSION	36,473.27	39,666.19	45,117.00	46,075.00	48,571.00	2,496.00	5.42%
01-160-001-5260	F I C A / MEDICARE	24,452.69	25,720.81	21,352.56	26,550.00	27,490.00	940.00	3.54%
01-160-001-5299	OTHER FRINGE BENEFITS	0.00	5,000.00	0.00	0.00	0.00	0.00	0.00%
Total Category: 52 - FRINGE BENEFITS:		119,749.04	104,882.91	94,601.29	139,616.00	137,821.00	-1,795.00	-1.29%
Category: 53 - CONTRACTED SERVICES								
01-160-001-5300	ADS & NOTICES	0.00	815.00	57.75	0.00	0.00	0.00	0.00%
01-160-001-5311	INSURANCE - CRIME	0.00	0.00	0.00	2,000.00	1,000.00	-1,000.00	-50.00%
01-160-001-5325	LICENSES/USER FEES	7,409.10	514.48	0.00	0.00	0.00	0.00	0.00%
01-160-001-5333	M&R-VEHICLES	0.00	164.34	0.00	0.00	0.00	0.00	0.00%
01-160-001-5351	PROF SVCS-ATTORNEY	101,450.00	71,543.75	25,487.50	80,000.00	80,000.00	0.00	0.00%
01-160-001-5359	OTHER PROFESSIONAL SERVIC	0.00	0.00	3,875.00	0.00	0.00	0.00	0.00%
01-160-001-5383	TELEPHONE-WIRELESS-VOICE	709.50	670.97	601.37	960.00	960.00	0.00	0.00%
01-160-001-5399	OTHER CONTRACTED SERVICES	29.00	86.40	109.36	100.00	100.00	0.00	0.00%
Total Category: 53 - CONTRACTED SERVICES:		109,597.60	73,794.94	30,130.98	83,060.00	82,060.00	-1,000.00	-1.20%
Category: 54 - SUPPLIES & MATERIALS								
01-160-001-5410	FUEL - GAS/DIESEL/OTHER	269.10	173.57	78.76	600.00	600.00	0.00	0.00%
01-160-001-5420	OFFICE SUPPLIES	107.63	167.32	326.83	200.00	200.00	0.00	0.00%
01-160-001-5454	SM CAP - COMPUTER HARDWA	0.00	0.00	0.00	1,000.00	0.00	-1,000.00	-100.00%
01-160-001-5457	SM CAP - OFFICE EQUIP/FURNI	0.00	0.00	0.00	200.00	200.00	0.00	0.00%
01-160-001-5499	SUPPLIES - OTHER	35.36	407.04	138.13	200.00	200.00	0.00	0.00%
Total Category: 54 - SUPPLIES & MATERIALS:		412.09	747.93	543.72	2,200.00	1,200.00	-1,000.00	-45.45%

Account Number		FY24 Total Activity	FY25 Total Activity	FY26 YTD Activity Through Dec	FY26 Adopted	FY2027 Proposed	Increase / (Decrease)	
Category: 55 - OTHER EXPENDITURES								
01-160-001-5500	BAD DEBT EXPENSE	0.00	2.99	0.00	0.00	0.00	0.00	0.00%
01-160-001-5510	DUES/MEMBERSHIPS	1,780.00	303.05	1,482.68	3,600.00	3,600.00	0.00	0.00%
01-160-001-5525	HOSPITALITY/REFRESHMENTS/	6,538.94	7,080.28	1,315.15	1,500.00	1,500.00	0.00	0.00%
01-160-001-5560	REFERENCE MATERIALS-BOOK	218.40	172.61	0.00	1,000.00	1,000.00	0.00	0.00%
01-160-001-5570	INCIDENTALS-PARKING, TOLLS,	82.35	0.00	0.00	120.00	120.00	0.00	0.00%
01-160-001-5571	LODGING	2,615.96	2,916.79	-483.42	4,525.00	4,525.00	0.00	0.00%
01-160-001-5572	MEALS	442.00	0.00	94.00	1,754.00	1,754.00	0.00	0.00%
01-160-001-5573	MILEAGE-LOCAL	638.51	0.00	303.80	830.00	830.00	0.00	0.00%
01-160-001-5574	REGISTRATION	2,070.00	1,937.01	125.00	3,350.00	3,350.00	0.00	0.00%
01-160-001-5576	TRAVEL-AIRFARE, RENTAL CAR,	0.00	1,226.16	0.00	1,200.00	1,200.00	0.00	0.00%
01-160-001-5599	MISCELLANEOUS OTHER	0.00	0.00	0.00	1,000.00	1,000.00	0.00	0.00%
Total Category: 55 - OTHER EXPENDITURES:		14,386.16	13,638.89	2,837.21	18,879.00	18,879.00	0.00	0.00%
Total Activity: 001 - General Operations:		589,233.00	531,830.36	399,769.31	701,709.00	599,218.00	-102,491.00	-14.61%
Activity: 015 - Heritage Green Special Tax District								
Category: 53 - CONTRACTED SERVICES								
01-160-015-5399	HGSTD ADMIN EXPENSES	50,435.00	49,746.25	14,295.00	83,953.00	88,154.00	4,201.00	5.00%
Total Category: 53 - CONTRACTED SERVICES:		50,435.00	49,746.25	14,295.00	83,953.00	88,154.00	4,201.00	5.00%
Category: 55 - OTHER EXPENDITURES								
01-160-015-5505	BOND ISSUANCE COST / FEES	1,093,970.60	0.00	0.00	0.00	0.00	0.00	0.00%
01-160-015-5538	INTEREST- BONDS	183,528.00	971,618.76	485,809.38	971,619.00	971,619.00	0.00	0.00%
Total Category: 55 - OTHER EXPENDITURES:		1,277,498.60	971,618.76	485,809.38	971,619.00	971,619.00	0.00	0.00%
Category: 59 - OTHER FINANCING USES								
01-160-015-5909	HGSTD LOAN PRINCIPAL	909,045.00	0.00	0.00	0.00	0.00	0.00	0.00%
01-160-015-5982	TRFR TO SWR-HGSTD ARRA LN	227,245.09	226,219.00	0.00	227,245.00	227,245.00	0.00	0.00%
Total Category: 59 - OTHER FINANCING USES:		1,136,290.09	226,219.00	0.00	227,245.00	227,245.00	0.00	0.00%
Total Activity: 015 - Heritage Green Special Tax District:		2,464,223.69	1,247,584.01	500,104.38	1,282,817.00	1,287,018.00	4,201.00	0.33%
Report Total:		3,053,456.69	1,779,414.37	899,873.69	1,984,526.00	1,886,236.00	-98,290.00	-4.95%



Town of La Plata

@

u

	FY24	FY25	FY26	Parent Budget	Comparison 1 Budget	Comparison 1 to Parent Budget	%
Categor...	Total Activity	Total Activity	YTD Activity Through Dec	FY26 Adopted	FY2027 Proposed	Increase / (Decrease)	
51 - SALARY & WAGES	0.00	37,227.71	11,112.24	65,672.00	73,072.00	7,400.00	11.27%
52 - FRINGE BENEFITS	0.00	14,017.35	924.15	32,761.00	16,419.00	-16,342.00	-49.88%
53 - CONTRACTED SERVICES	218,026.97	268,737.15	129,613.71	230,262.00	281,016.00	50,754.00	22.04%
54 - SUPPLIES & MATERIALS	303.66	14,706.48	6,258.41	17,200.00	115,200.00	98,000.00	569.77%
56 - CAPITAL OUTLAY	10,780.64	0.00	22,823.52	0.00	130,000.00	130,000.00	0.00%
Report Total:	229,111.27	334,688.69	170,732.03	345,895.00	615,707.00	269,812.00	78.00%



Town of La Plata

Account Number	FY24 Total Activity	FY25 Total Activity	FY26 YTD Activity Through Dec	Parent Budget	Comparison 1 Budget	Comparison 1 to Parent Budget	%
				FY26 Adopted	FY2027 Proposed	Increase / (Decrease)	
Activity: 001 - General Operations							
Category: 51 - SALARY & WAGES							
01-162-001-5102							
01-162-001-5103							
01-162-001-5110							
Total Category: 51 - SALARY & WAGES:	0.00	37,227.71	11,112.24	65,672.00	73,072.00	7,400.00	11.27%
Category: 52 - FRINGE BENEFITS							
01-162-001-5205							
01-162-001-5215							
01-162-001-5220							
01-162-001-5230							
01-162-001-5245							
01-162-001-5260							
Total Category: 52 - FRINGE BENEFITS:	0.00	14,017.35	924.15	32,761.00	16,419.00	-16,342.00	-49.88%
Category: 53 - CONTRACTED SERVICES							
01-162-001-5325							
01-162-001-5356							
01-162-001-5383							
01-162-001-5399							
Total Category: 53 - CONTRACTED SERVICES:	200,141.98	267,257.15	129,613.71	222,262.00	273,016.00	50,754.00	22.84%
Category: 54 - SUPPLIES & MATERIALS							
01-162-001-5451							
01-162-001-5454							
01-162-001-5455							
01-162-001-5458							
01-162-001-5499							
Total Category: 54 - SUPPLIES & MATERIALS:	303.66	14,706.48	6,258.41	17,200.00	115,200.00	98,000.00	569.77%
Category: 56 - CAPITAL OUTLAY							
01-162-001-5683							
01-162-001-5684							

Budget Comparison Report

Account Number	FY24 Total Activity	FY25 Total Activity	FY26 YTD Activity Through Dec	Parent Budget	Comparison 1 Budget	Comparison 1 to Parent Budget	%
				FY26 Adopted	FY2027 Proposed	Increase / (Decrease)	
01-162-001-5694 Network Infrastructure	0.00	0.00	0.00	0.00	130,000.00	130,000.00	0.00%
Total Category: 56 - CAPITAL OUTLAY:	10,780.64	0.00	22,823.52	0.00	130,000.00	130,000.00	0.00%
Total Activity: 001 - General Operations:	211,226.28	333,208.69	170,732.03	337,895.00	607,707.00	269,812.00	79.85%
Activity: 005 - GIS							
Category: 53 - CONTRACTED SERVICES							
01-162-005-5325 LICENSES/USER FEES	7,384.99	1,480.00	0.00	8,000.00	8,000.00	0.00	0.00%
01-162-005-5356 PROF SVCS-IT SUPPORT	10,500.00	0.00	0.00	0.00	0.00	0.00	0.00%
Total Category: 53 - CONTRACTED SERVICES:	17,884.99	1,480.00	0.00	8,000.00	8,000.00	0.00	0.00%
Total Activity: 005 - GIS:	17,884.99	1,480.00	0.00	8,000.00	8,000.00	0.00	0.00%
Report Total:	229,111.27	334,688.69	170,732.03	345,895.00	615,707.00	269,812.00	78.00%



Town of La Plata

General Services

Category	FY24 Total Activity	FY25 Total Activity	FY26 YTD Activity Through Dec	Parent Budget	Comparison 1 Budget	Comparison 1 to Parent Budget	%
				FY26 Adopted	FY2027 Proposed	Increase / (Decrease)	
52 - FRINGE BENEFITS	0.00	10,531.32	5,533.54	0.00	0.00	0.00	0.00%
53 - CONTRACTED SERVICES	143,316.87	165,933.11	85,559.09	157,858.00	167,970.00	10,112.00	6.41%
54 - SUPPLIES & MATERIALS	3,562.31	2,580.31	1,045.52	4,000.00	4,000.00	0.00	0.00%
55 - OTHER EXPENDITURES	0.00	835.88	0.00	0.00	0.00	0.00	0.00%
56 - CAPITAL OUTLAY	1,614,615.65	0.00	0.00	0.00	0.00	0.00	0.00%
59 - OTHER FINANCING USES	0.00	364,226.79	0.00	0.00	1,959,818.00	1,959,818.00	0.00%
Report Total:	1,761,494.83	544,107.41	92,138.15	161,858.00	2,131,788.00	1,969,930.00	1217.07%



Town of La Plata

Account Number	FY24 Total Activity	FY25 Total Activity	FY26 YTD Activity Through Dec	Parent Budget	Comparison 1 Budget	Comparison 1 to Parent Budget	%	
				FY26 Adopted	FY2027 Proposed	Increase / (Decrease)		
Activity: 001 - General Operations								
Category: 52 - FRINGE BENEFITS								
01-165-001-5265	UNEMPLOYMENT COMPENSAT	0.00	10,531.32	5,533.54	0.00	0.00	0.00	0.00%
Total Category: 52 - FRINGE BENEFITS:		0.00	10,531.32	5,533.54	0.00	0.00	0.00	0.00%
Category: 53 - CONTRACTED SERVICES								
01-165-001-5310	INSURANCE - FLOOD	474.36	652.18	0.00	672.00	0.00	-672.00	-100.00%
01-165-001-5312	INSURANCE - LIABILITY	12,303.64	14,255.47	22,115.89	14,683.00	23,230.00	8,547.00	58.21%
01-165-001-5314	INSURANCE - PROPERTY	4,784.41	6,293.05	34.90	6,482.00	40.00	-6,442.00	-99.38%
01-165-001-5316	INSURANCE - VEHICLE	641.73	641.89	1,446.59	661.00	1,520.00	859.00	129.95%
01-165-001-5325	LICENSES/USER FEES	0.00	0.00	0.00	0.00	0.00	0.00	0.00%
01-165-001-5340	POSTAGE / DELIVERY	1,748.00	1,472.20	568.63	2,000.00	2,000.00	0.00	0.00%
01-165-001-5345	PRINTING / REPRODUCTION SE	726.58	615.01	0.00	1,200.00	1,200.00	0.00	0.00%
01-165-001-5360	RENTS	2,425.78	16,054.86	1,373.11	2,700.00	2,700.00	0.00	0.00%
01-165-001-5380	TELEPHONE-LOCAL SERVICE	32,776.00	34,673.38	18,098.10	35,760.00	35,760.00	0.00	0.00%
01-165-001-5383	TELEPHONE-WIRELESS-VOICE	50.10	0.64	0.45	0.00	0.00	0.00	0.00%
01-165-001-5399	OTHER CONTRACTED SERVICES	87,386.27	91,274.43	18,249.90	93,700.00	68,520.00	-25,180.00	-26.87%
Total Category: 53 - CONTRACTED SERVICES:		143,316.87	165,933.11	61,887.57	157,858.00	134,970.00	-22,888.00	-14.50%
Category: 54 - SUPPLIES & MATERIALS								
01-165-001-5420	OFFICE SUPPLIES	1,910.22	1,671.68	278.96	1,000.00	1,000.00	0.00	0.00%
01-165-001-5499	SUPPLIES - OTHER	1,652.09	908.63	766.56	3,000.00	3,000.00	0.00	0.00%
Total Category: 54 - SUPPLIES & MATERIALS:		3,562.31	2,580.31	1,045.52	4,000.00	4,000.00	0.00	0.00%
Category: 55 - OTHER EXPENDITURES								
01-165-001-5540	LOSSES/CLAIMS/JUDGEMENTS	0.00	835.88	0.00	0.00	0.00	0.00	0.00%
Total Category: 55 - OTHER EXPENDITURES:		0.00	835.88	0.00	0.00	0.00	0.00	0.00%
Category: 56 - CAPITAL OUTLAY								
01-165-001-5600	LAND	1,614,615.65	0.00	0.00	0.00	0.00	0.00	0.00%
Total Category: 56 - CAPITAL OUTLAY:		1,614,615.65	0.00	0.00	0.00	0.00	0.00	0.00%
Category: 59 - OTHER FINANCING USES								
01-165-001-5965	Project Reserve	0.00	364,226.79	0.00	0.00	1,959,818.00	1,959,818.00	0.00%
Total Category: 59 - OTHER FINANCING USES:		0.00	364,226.79	0.00	0.00	1,959,818.00	1,959,818.00	0.00%
Total Activity: 001 - General Operations:		1,761,494.83	544,107.41	68,466.63	161,858.00	2,098,788.00	1,936,930.00	1,196.68%

Budget Comparison Report

Account Number	FY24 Total Activity	FY25 Total Activity	FY26 YTD Activity Through Dec	Parent Budget	Comparison 1 Budget	Comparison 1 to Parent Budget	%	
				FY26 Adopted	FY2027 Proposed	Increase / (Decrease)		
Activity: 455 - Newsletter								
Category: 53 - CONTRACTED SERVICES								
01-165-455-5340	POSTAGE / DELIVERY	0.00	0.00	10,453.73	0.00	8,000.00	8,000.00	0.00%
01-165-455-5345	PRINTING / REPRODUCTION SE	0.00	0.00	13,217.79	0.00	25,000.00	25,000.00	0.00%
Total Category: 53 - CONTRACTED SERVICES:		0.00	0.00	23,671.52	0.00	33,000.00	33,000.00	0.00%
Total Activity: 455 - Newsletter:		0.00	0.00	23,671.52	0.00	33,000.00	33,000.00	0.00%
Report Total:		1,761,494.83	544,107.41	92,138.15	161,858.00	2,131,788.00	1,969,930.00	1,217.07%



Town of La Plata

Emergency Preparedness

Category	FY24	FY25	FY26	Parent Budget	Comparison 1 Budget	Comparison 1 to Parent Budget	%
	Total Activity	Total Activity	YTD Activity Through Dec	FY26 Adopted	FY2027 Proposed	Increase / (Decrease)	
53 - CONTRACTED SERVICES	5,931.25	15,111.03	6,402.00	9,180.00	13,804.00	4,624.00	50.37%
56 - CAPITAL OUTLAY	0.00	0.00	0.00	0.00	0.00	0.00	0.00%
Report Total:	5,931.25	15,111.03	6,402.00	9,180.00	13,804.00	4,624.00	50.37%



Town of La Plata

Engineering

Category
 51 - SALARY & WAGES
 52 - FRINGE BENEFITS

	FY24 Total Activity	FY25 Total Activity	FY26 YTD Activity Through Dec	Parent Budget FY26 Adopted	Comparison 1 Budget FY2027 Proposed	Comparison 1 to Parent Budget Increase / (Decrease)	%
	0.00	0.00	0.00	0.00	141,174.00	141,174.00	0.00%
	0.00	0.00	0.00	0.00	69,626.00	69,626.00	0.00%
Report Total:	0.00	0.00	0.00	0.00	210,800.00	210,800.00	0.00%



Town of La Plata

Account Number	FY24 Total Activity	FY25 Total Activity	FY26 YTD Activity Through Dec	Parent Budget	Comparison 1 Budget	Comparison 1 to Parent Budget	%	
				FY26 Adopted	FY2027 Proposed	Increase / (Decrease)		
Activity: 001 - General Operations								
Category: 51 - SALARY & WAGES								
01-305-001-5110	REGULAR FT CIVILIAN SALARY	0.00	0.00	0.00	0.00	141,174.00	141,174.00	0.00%
Total Category: 51 - SALARY & WAGES:		0.00	0.00	0.00	0.00	141,174.00	141,174.00	0.00%
Category: 52 - FRINGE BENEFITS								
01-305-001-5205	DENTAL	0.00	0.00	0.00	0.00	510.00	510.00	0.00%
01-305-001-5215	HEALTH INSURANCE	0.00	0.00	0.00	0.00	32,510.00	32,510.00	0.00%
01-305-001-5220	LIFE INSURANCE W/H	0.00	0.00	0.00	0.00	1,180.00	1,180.00	0.00%
01-305-001-5230	WORKERS' COMPENSATION	0.00	0.00	0.00	0.00	5,540.00	5,540.00	0.00%
01-305-001-5245	MSRPS PENSION	0.00	0.00	0.00	0.00	19,086.00	19,086.00	0.00%
01-305-001-5260	F I C A / MEDICARE	0.00	0.00	0.00	0.00	10,800.00	10,800.00	0.00%
Total Category: 52 - FRINGE BENEFITS:		0.00	0.00	0.00	0.00	69,626.00	69,626.00	0.00%
Total Activity: 001 - General Operations:		0.00	0.00	0.00	0.00	210,800.00	210,800.00	0.00%
Report Total:		0.00	0.00	0.00	0.00	210,800.00	210,800.00	0.00%



Town of La Plata

Community Promotion & Events

Category	FY24 Total Activity	FY25 Total Activity	FY26 YTD Activity Through Dec	Parent Budget	Comparison 1 Budget	Comparison 1 to Parent Budget	%
				FY26 Adopted	FY2027 Proposed	Increase / (Decrease)	
Activity: 001 - General Operations							
51 - SALARY & WAGES	4,231.25	0.00	0.00	0.00	0.00	0.00	0.00%
52 - FRINGE BENEFITS	328.25	21.11	0.00	0.00	0.00	0.00	0.00%
53 - CONTRACTED SERVICES	0.00	0.00	14,355.23	0.00	17,000.00	17,000.00	0.00%
54 - SUPPLIES & MATERIALS	0.00	0.00	89.95	0.00	1,500.00	1,500.00	0.00%
Total Activity: 001 - General Operations:	4,559.50	21.11	14,445.18	0.00	18,500.00	18,500.00	0.00%
Activity: 470 - Special Events							
51 - SALARY & WAGES	100,790.54	88,894.22	50,867.00	86,468.00	89,228.00	2,760.00	3.19%
52 - FRINGE BENEFITS	16,815.20	21,955.19	21,451.41	42,908.00	34,093.00	-8,815.00	-20.54%
53 - CONTRACTED SERVICES	92,407.44	96,981.14	92,858.72	115,499.00	158,210.00	42,711.00	36.98%
54 - SUPPLIES & MATERIALS	19,926.05	22,270.27	5,778.68	27,950.00	46,550.00	18,600.00	66.55%
55 - OTHER EXPENDITURES	5,644.19	7,809.47	5,854.18	8,100.00	11,850.00	3,750.00	46.30%
56 - CAPITAL OUTLAY	0.00	0.00	0.00	0.00	0.00	0.00	0.00%
Total Activity: 470 - Special Events:	235,583.42	237,910.29	176,809.99	280,925.00	339,931.00	59,006.00	21.00%
Report Total:	240,142.92	237,931.40	191,255.17	280,925.00	358,431.00	77,506.00	27.59%



Town of La Plata

Account Number	FY24 Total Activity	FY25 Total Activity	FY26 YTD Activity Through Dec	Parent Budget	Comparison 1 Budget	Comparison 1 to Parent Budget	%
				FY26 Adopted	FY2027 Proposed	Increase / (Decrease)	
Activity: 001 - General Operations							
Category: 51 - SALARY & WAGES							
01-420-001-5100							
SALARY - PT	4,231.25	0.00	0.00	0.00	0.00	0.00	0.00%
Total Category: 51 - SALARY & WAGES:	4,231.25	0.00	0.00	0.00	0.00	0.00	0.00%
Category: 52 - FRINGE BENEFITS							
01-420-001-5220							
LIFE INSURANCE	4.60	0.00	0.00	0.00	0.00	0.00	0.00%
01-420-001-5260							
F I C A / MEDICARE	323.65	21.11	0.00	0.00	0.00	0.00	0.00%
Total Category: 52 - FRINGE BENEFITS:	328.25	21.11	0.00	0.00	0.00	0.00	0.00%
Category: 53 - CONTRACTED SERVICES							
01-420-001-5399							
OTHER CONTRACTED SERVICES	0.00	0.00	14,355.23	0.00	17,000.00	17,000.00	0.00%
Total Category: 53 - CONTRACTED SERVICES:	0.00	0.00	14,355.23	0.00	17,000.00	17,000.00	0.00%
Category: 54 - SUPPLIES & MATERIALS							
01-420-001-5499							
SUPPLIES - OTHER	0.00	0.00	89.95	0.00	1,500.00	1,500.00	0.00%
Total Category: 54 - SUPPLIES & MATERIALS:	0.00	0.00	89.95	0.00	1,500.00	1,500.00	0.00%
Total Activity: 001 - General Operations:	4,559.50	21.11	14,445.18	0.00	18,500.00	18,500.00	0.00%
Activity: 470 - Special Events							
Category: 51 - SALARY & WAGES							
01-420-470-5102							
SALARY - OT @ 1.0	2,241.44	1,375.83	1,172.41	2,000.00	2,000.00	0.00	0.00%
01-420-470-5103							
SALARY - OT @ 1.5	23,063.37	23,861.76	12,625.85	23,000.00	23,000.00	0.00	0.00%
01-420-470-5110							
REGULAR FT CIVILIAN SALARY	75,311.56	63,656.63	37,068.74	61,468.00	64,228.00	2,760.00	4.49%
01-420-470-5160							
BONUSES	174.17	0.00	0.00	0.00	0.00	0.00	0.00%
Total Category: 51 - SALARY & WAGES:	100,790.54	88,894.22	50,867.00	86,468.00	89,228.00	2,760.00	3.19%
Category: 52 - FRINGE BENEFITS							
01-420-470-5205							
DENTAL	0.00	114.72	227.16	460.00	510.00	50.00	10.87%
01-420-470-5215							
HEALTH INSURANCE	0.00	4,206.06	8,728.20	27,680.00	19,150.00	-8,530.00	-30.82%
01-420-470-5220							
LIFE INSURANCE W/H	680.38	963.16	308.52	615.00	750.00	135.00	21.95%
01-420-470-5230							
WORKERS' COMPENSATION	130.00	920.95	378.54	120.00	80.00	-40.00	-33.33%
01-420-470-5245							
MSRPS PENSION	8,292.37	9,009.48	7,969.00	7,410.00	8,683.00	1,273.00	17.18%
01-420-470-5260							
F I C A / MEDICARE	7,712.45	6,740.82	3,839.99	6,623.00	4,920.00	-1,703.00	-25.71%
Total Category: 52 - FRINGE BENEFITS:	16,815.20	21,955.19	21,451.41	42,908.00	34,093.00	-8,815.00	-20.54%

Budget Comparison Report

Account Number	FY24 Total Activity	FY25 Total Activity	FY26 YTD Activity Through Dec	Parent Budget	Comparison 1 Budget	Comparison 1 to Parent Budget	%	
				FY26 Adopted	FY2027 Proposed	Increase / (Decrease)		
Category: 53 - CONTRACTED SERVICES								
01-420-470-5300	ADS & NOTICES	0.00	0.00	0.00	1,000.00	500.00	-500.00	-50.00%
01-420-470-5301	BANK CHARGES	0.00	0.00	10.99	0.00	0.00	0.00	0.00%
01-420-470-5325	LICENSES/USER FEES	2,500.69	3,584.15	3,081.44	3,354.00	3,354.00	0.00	0.00%
01-420-470-5340	POSTAGE / DELIVERY	738.00	462.00	0.00	750.00	200.00	-550.00	-73.33%
01-420-470-5345	PRINTING / REPRODUCTION SE	2,239.26	206.27	0.00	2,500.00	2,500.00	0.00	0.00%
01-420-470-5360	RENTS	40,047.60	35,054.20	44,116.33	45,675.00	53,000.00	7,325.00	16.04%
01-420-470-5370	ELECTRICITY - SE SHED	1,835.83	2,657.86	1,183.54	3,220.00	3,220.00	0.00	0.00%
01-420-470-5383	TELEPHONE-WIRELESS-VOICE	291.14	326.49	306.99	420.00	636.00	216.00	51.43%
01-420-470-5399	OTHER CONTRACTED SERVICES	44,754.92	54,690.17	44,159.43	58,580.00	94,800.00	36,220.00	61.83%
Total Category: 53 - CONTRACTED SERVICES:		92,407.44	96,981.14	92,858.72	115,499.00	158,210.00	42,711.00	36.98%
Category: 54 - SUPPLIES & MATERIALS								
01-420-470-5445	UNIFORMS/SHOES/BOOTS	59.99	256.60	0.00	200.00	200.00	0.00	0.00%
01-420-470-5458	SM CAP - OTHER EQUIP	0.00	199.89	0.00	10,000.00	12,800.00	2,800.00	28.00%
01-420-470-5499	SUPPLIES - OTHER	19,866.06	21,813.78	5,778.68	17,750.00	33,550.00	15,800.00	89.01%
Total Category: 54 - SUPPLIES & MATERIALS:		19,926.05	22,270.27	5,778.68	27,950.00	46,550.00	18,600.00	66.55%
Category: 55 - OTHER EXPENDITURES								
01-420-470-5510	DUES/MEMBERSHIPS	0.00	0.00	0.00	400.00	500.00	100.00	25.00%
01-420-470-5520	GRANTS/DONATIONS	5,350.00	6,175.00	3,900.00	7,200.00	7,500.00	300.00	4.17%
01-420-470-5571	LODGING	0.00	91.58	0.00	0.00	700.00	700.00	0.00%
01-420-470-5572	MEALS	178.07	1,542.89	1,938.28	0.00	1,500.00	1,500.00	0.00%
01-420-470-5573	MILEAGE-LOCAL	91.12	0.00	0.00	0.00	150.00	150.00	0.00%
01-420-470-5574	REGISTRATION	25.00	0.00	15.90	500.00	900.00	400.00	80.00%
01-420-470-5576	TRAVEL-AIRFARE, RENTAL CAR,	0.00	0.00	0.00	0.00	600.00	600.00	0.00%
Total Category: 55 - OTHER EXPENDITURES:		5,644.19	7,809.47	5,854.18	8,100.00	11,850.00	3,750.00	46.30%
Category: 56 - CAPITAL OUTLAY								
01-420-470-5689	OTHER EQUIP	0.00	0.00	0.00	0.00	0.00	0.00	0.00%
Total Category: 56 - CAPITAL OUTLAY:		0.00	0.00	0.00	0.00	0.00	0.00	0.00%
Total Activity: 470 - Special Events:		235,583.42	237,910.29	176,809.99	280,925.00	339,931.00	59,006.00	21.00%
Report Total:		240,142.92	237,931.40	191,255.17	280,925.00	358,431.00	77,506.00	27.59%



Category	FY24	FY25	FY26	Parent Budget	Comparison 1 Budget	Comparison 1 to Parent Budget	%
	Total Activity	Total Activity	YTD Activity Through Dec	FY26 Adopted	FY2027 Proposed	Increase / (Decrease)	
51 - SALARY & WAGES	248,740.11	202,505.23	111,417.13	271,330.00	258,968.00	-12,362.00	-4.56%
52 - FRINGE BENEFITS	87,851.50	73,687.89	53,982.55	114,606.00	76,887.00	-37,719.00	-32.91%
53 - CONTRACTED SERVICES	45,255.72	30,941.17	51,046.54	48,815.00	65,531.00	16,716.00	34.24%
54 - SUPPLIES & MATERIALS	1,495.26	4,106.71	602.19	3,650.00	2,000.00	-1,650.00	-45.21%
55 - OTHER EXPENDITURES	44,099.83	44,447.02	22,905.67	48,524.00	48,414.00	-110.00	-0.23%
56 - CAPITAL OUTLAY	4,683.07	0.00	0.00	0.00	0.00	0.00	0.00%
Report Total:	432,125.49	355,688.02	239,954.08	486,925.00	451,800.00	-35,125.00	-7.21%



Town of La Plata

Account Number		FY24 Total Activity	FY25 Total Activity	FY26 YTD Activity Through Dec	Parent Budget	Comparison 1 Budget	Comparison 1 to Parent Budget	%
					FY26 Adopted	FY2027 Proposed	Increase / (Decrease)	
Activity: 001 - General Operations								
Category: 51 - SALARY & WAGES								
01-100-001-5100	SALARY - PT	78,691.94	79,338.14	36,450.00	81,000.00	81,000.00	0.00	0.00%
01-100-001-5102	SALARY - OT @ 1.0	52.89	32.44	0.66	0.00	0.00	0.00	0.00%
01-100-001-5103	SALARY - OT @ 1.5	1,219.57	447.61	6.49	0.00	0.00	0.00	0.00%
01-100-001-5110	REGULAR FT CIVILIAN SALARY	168,139.13	122,687.04	74,959.98	190,330.00	177,968.00	-12,362.00	-6.50%
01-100-001-5160	BONUSES	636.58	0.00	0.00	0.00	0.00	0.00	0.00%
Total Category: 51 - SALARY & WAGES:		248,740.11	202,505.23	111,417.13	271,330.00	258,968.00	-12,362.00	-4.56%
Category: 52 - FRINGE BENEFITS								
01-100-001-5205	DENTAL	1,273.92	994.24	340.74	1,380.00	510.00	-870.00	-63.04%
01-100-001-5215	HEALTH INSURANCE	40,274.05	28,196.74	11,328.30	54,820.00	19,150.00	-35,670.00	-65.07%
01-100-001-5220	LIFE INSURANCE W/H	1,660.33	1,070.16	803.28	2,162.00	2,060.00	-102.00	-4.72%
01-100-001-5230	WORKERS' COMPENSATION	458.00	509.33	320.25	510.00	330.00	-180.00	-35.29%
01-100-001-5245	MSRPS PENSION	25,354.54	27,515.44	32,785.00	34,954.00	35,007.00	53.00	0.15%
01-100-001-5260	F I C A / MEDICARE	18,830.66	15,401.98	8,404.98	20,780.00	19,830.00	-950.00	-4.57%
01-100-001-5270	EMPLOYEE - DRUG TESTING	0.00	0.00	0.00	0.00	0.00	0.00	0.00%
Total Category: 52 - FRINGE BENEFITS:		87,851.50	73,687.89	53,982.55	114,606.00	76,887.00	-37,719.00	-32.91%
Category: 53 - CONTRACTED SERVICES								
01-100-001-5300	ADS & NOTICES	440.00	77.00	220.00	750.00	1,760.00	1,010.00	134.67%
01-100-001-5302	FRAUDULENT CHARGES	0.09	0.00	0.00	0.00	0.00	0.00	0.00%
01-100-001-5325	LICENSES/USER FEES	22,549.55	10,768.05	9,193.08	25,965.00	38,935.00	12,970.00	49.95%
01-100-001-5345	PRINTING / REPRODUCTION SE	217.18	358.85	76.20	200.00	200.00	0.00	0.00%
01-100-001-5351	PROF SVCS-ATTORNEY	20,350.00	15,250.00	26,490.00	20,000.00	20,000.00	0.00	0.00%
01-100-001-5359	OTHER PROFESSIONAL SERVICE	323.38	2,480.82	0.00	400.00	400.00	0.00	0.00%
01-100-001-5383	TELEPHONE-WIRELESS-VOICE	1,195.52	1,765.96	1,438.26	1,200.00	3,936.00	2,736.00	228.00%
01-100-001-5399	OTHER CONTRACTED SERVICES	180.00	240.49	13,629.00	300.00	300.00	0.00	0.00%
Total Category: 53 - CONTRACTED SERVICES:		45,255.72	30,941.17	51,046.54	48,815.00	65,531.00	16,716.00	34.24%
Category: 54 - SUPPLIES & MATERIALS								
01-100-001-5420	OFFICE SUPPLIES	1,064.07	276.45	308.07	500.00	500.00	0.00	0.00%
01-100-001-5451	SM CAP - A/V EQUIPMENT	0.00	0.00	0.00	1,070.00	800.00	-270.00	-25.23%
01-100-001-5454	SM CAP - COMPUTER HARDWA	0.00	2,749.95	0.00	1,780.00	200.00	-1,580.00	-88.76%
01-100-001-5457	SM CAP - OFFICE EQUIP/FURNI	0.00	278.16	0.00	0.00	200.00	200.00	0.00%

Budget Comparison Report

Account Number		FY24 Total Activity	FY25 Total Activity	FY26 YTD Activity Through Dec	Parent Budget	Comparison 1 Budget	Comparison 1 to Parent Budget	%
					FY26 Adopted	FY2027 Proposed	Increase / (Decrease)	
01-100-001-5499	SUPPLIES - OTHER	431.19	802.15	294.12	300.00	300.00	0.00	0.00%
Total Category: 54 - SUPPLIES & MATERIALS:		1,495.26	4,106.71	602.19	3,650.00	2,000.00	-1,650.00	-45.21%
Category: 55 - OTHER EXPENDITURES								
01-100-001-5510	DUES/MEMBERSHIPS	19,288.01	17,415.64	17,694.10	16,265.00	16,100.00	-165.00	-1.01%
01-100-001-5525	HOSPITALITY/REFRESHMENTS/	624.59	460.09	0.00	1,000.00	500.00	-500.00	-50.00%
01-100-001-5560	REFERENCE MATERIALS-BOOKS	0.00	0.00	0.00	0.00	0.00	0.00	0.00%
01-100-001-5570	INCIDENTALS-PARKING, TOLLS,	636.50	353.26	0.00	310.00	200.00	-110.00	-35.48%
01-100-001-5571	LODGING	7,347.19	7,350.59	695.43	10,359.00	11,347.00	988.00	9.54%
01-100-001-5572	MEALS	1,844.10	790.12	282.00	4,014.00	5,651.00	1,637.00	40.78%
01-100-001-5573	MILEAGE-LOCAL	3,372.56	2,070.58	911.40	3,636.00	3,521.00	-115.00	-3.16%
01-100-001-5574	REGISTRATION	10,727.84	15,826.74	3,322.74	12,715.00	10,870.00	-1,845.00	-14.51%
01-100-001-5576	TRAVEL-AIRFARE, RENTAL CAR,	259.04	180.00	0.00	225.00	225.00	0.00	0.00%
01-100-001-5599	MISCELLANEOUS OTHER	0.00	0.00	0.00	0.00	0.00	0.00	0.00%
Total Category: 55 - OTHER EXPENDITURES:		44,099.83	44,447.02	22,905.67	48,524.00	48,414.00	-110.00	-0.23%
Category: 56 - CAPITAL OUTLAY								
01-100-001-5680	A/V EQUIPMENT	0.00	0.00	0.00	0.00	0.00	0.00	0.00%
01-100-001-5683	COMPUTER HARDWARE	2,405.52	0.00	0.00	0.00	0.00	0.00	0.00%
01-100-001-5684	COMPUTER SOFTWARE	0.00	0.00	0.00	0.00	0.00	0.00	0.00%
01-100-001-5686	OFFICE EQUIP/FURNITURE	2,277.55	0.00	0.00	0.00	0.00	0.00	0.00%
Total Category: 56 - CAPITAL OUTLAY:		4,683.07	0.00	0.00	0.00	0.00	0.00	0.00%
Total Activity: 001 - General Operations:		432,125.49	355,688.02	239,954.08	486,925.00	451,800.00	-35,125.00	-7.21%
Activity: 004 - Citizen Survey								
Category: 53 - CONTRACTED SERVICES								
01-100-004-5359	OTHER CONTRACTED SERVICES	0.00	0.00	0.00	0.00	0.00	0.00	0.00%
Total Category: 53 - CONTRACTED SERVICES:		0.00	0.00	0.00	0.00	0.00	0.00	0.00%
Total Activity: 004 - Citizen Survey:		0.00	0.00	0.00	0.00	0.00	0.00	0.00%
Report Total:		432,125.49	355,688.02	239,954.08	486,925.00	451,800.00	-35,125.00	-7.21%



Town of La Plata

Beautification Commission & Farmer's Market

Category	FY24 Total Activity	FY25 Total Activity	FY26 YTD Activity Through Dec	Parent Budget	Comparison 1 Budget	Comparison 1 to Parent Budget	%
				FY26 Adopted	FY2027 Proposed	Increase / (Decrease)	
Activity: 406 - Beautification Commission							
53 - CONTRACTED SERVICES	0.00	0.00	1,170.00	527.00	1,430.00	903.00	171.35%
54 - SUPPLIES & MATERIALS	619.48	0.00	1,702.77	6,010.00	1,950.00	-4,060.00	-67.55%
55 - OTHER EXPENDITURES	200.00	1,200.00	0.00	4,500.00	2,800.00	-1,700.00	-37.78%
Total Activity: 406 - Beautification Commission:	819.48	1,200.00	2,872.77	11,037.00	6,180.00	-4,857.00	-44.01%
Activity: 425 - Farmer's Market							
51 - SALARY & WAGES	10,654.00	9,585.57	5,694.77	8,468.00	10,492.00	2,024.00	23.90%
52 - FRINGE BENEFITS	0.00	732.73	594.99	689.00	846.00	157.00	22.79%
53 - CONTRACTED SERVICES	1,885.78	1,232.83	750.06	2,610.00	3,310.00	700.00	26.82%
54 - SUPPLIES & MATERIALS	-3.11	188.26	52.73	1,800.00	1,835.00	35.00	1.94%
55 - OTHER EXPENDITURES	-831.14	0.00	0.00	300.00	120.00	-180.00	-60.00%
Total Activity: 425 - Farmer's Market:	11,705.53	11,739.39	7,092.55	13,867.00	16,603.00	2,736.00	19.73%
Report Total:	12,525.01	12,939.39	9,965.32	24,904.00	22,783.00	-2,121.00	-8.52%



Town of La Plata

Account Number	FY24 Total Activity	FY25 Total Activity	FY26 YTD Activity Through Dec	Parent Budget	Comparison 1 Budget	Comparison 1 to Parent Budget	%
				FY26 Adopted	FY2027 Proposed	Increase / (Decrease)	
Activity: 406 - Beautification Commission							
Category: 53 - CONTRACTED SERVICES							
01-420-406-5399 OTHER CONTRACTED SERVICES	0.00	0.00	1,170.00	527.00	1,430.00	903.00	171.35%
Total Category: 53 - CONTRACTED SERVICES:	0.00	0.00	1,170.00	527.00	1,430.00	903.00	171.35%
Category: 54 - SUPPLIES & MATERIALS							
01-420-406-5499 SUPPLIES - OTHER	619.48	0.00	1,702.77	6,010.00	1,950.00	-4,060.00	-67.55%
Total Category: 54 - SUPPLIES & MATERIALS:	619.48	0.00	1,702.77	6,010.00	1,950.00	-4,060.00	-67.55%
Category: 55 - OTHER EXPENDITURES							
01-420-406-5520 GRANTS/DONATIONS	200.00	1,200.00	0.00	4,500.00	2,800.00	-1,700.00	-37.78%
Total Category: 55 - OTHER EXPENDITURES:	200.00	1,200.00	0.00	4,500.00	2,800.00	-1,700.00	-37.78%
Total Activity: 406 - Beautification Commission:	819.48	1,200.00	2,872.77	11,037.00	6,180.00	-4,857.00	-44.01%
Activity: 425 - Farmer's Market							
Category: 51 - SALARY & WAGES							
01-420-425-5100 SALARY - PT	0.00	9,435.57	5,694.77	8,468.00	10,492.00	2,024.00	23.90%
01-420-425-5150 STIPENDS	10,654.00	150.00	0.00	0.00	0.00	0.00	0.00%
Total Category: 51 - SALARY & WAGES:	10,654.00	9,585.57	5,694.77	8,468.00	10,492.00	2,024.00	23.90%
Category: 52 - FRINGE BENEFITS							
01-420-425-5230 WORKMAN'S COMPENSATION	0.00	0.00	-47.00	41.00	41.00	0.00	0.00%
01-420-425-5260 F I C A / MEDICARE	0.00	732.73	641.99	648.00	805.00	157.00	24.23%
Total Category: 52 - FRINGE BENEFITS:	0.00	732.73	594.99	689.00	846.00	157.00	22.79%
Category: 53 - CONTRACTED SERVICES							
01-420-425-5300 ADS & NOTICES	0.00	0.00	0.00	300.00	300.00	0.00	0.00%
01-420-425-5316 INSURANCE - VEHICLE	0.00	0.00	0.00	460.00	460.00	0.00	0.00%
01-420-425-5333 M&R-VEHICLES	0.00	39.00	0.00	500.00	1,000.00	500.00	100.00%
01-420-425-5360 RENTS	640.00	700.00	500.00	850.00	800.00	-50.00	-5.88%
01-420-425-5382 TELEPHONE-WIRELESS-DATA/V	480.12	480.12	240.06	500.00	480.00	-20.00	-4.00%
01-420-425-5399 OTHER CONTRACTED SERVICES	765.66	13.71	10.00	0.00	270.00	270.00	0.00%
Total Category: 53 - CONTRACTED SERVICES:	1,885.78	1,232.83	750.06	2,610.00	3,310.00	700.00	26.82%
Category: 54 - SUPPLIES & MATERIALS							
01-420-425-5400 CONSTRUCTION SUPPLIES	0.00	0.00	0.00	1,500.00	1,500.00	0.00	0.00%

Budget Comparison Report

Account Number	FY24 Total Activity	FY25 Total Activity	FY26 YTD Activity Through Dec	Parent Budget	Comparison 1 Budget	Comparison 1 to Parent Budget	%
				FY26 Adopted	FY2027 Proposed	Increase / (Decrease)	
01-420-425-5499 SUPPLIES - OTHER	-3.11	188.26	52.73	300.00	335.00	35.00	11.67%
Total Category: 54 - SUPPLIES & MATERIALS:	-3.11	188.26	52.73	1,800.00	1,835.00	35.00	1.94%
Category: 55 - OTHER EXPENDITURES							
01-420-425-5599 MISCELLANEOUS OTHER	-831.14	0.00	0.00	300.00	120.00	-180.00	-60.00%
Total Category: 55 - OTHER EXPENDITURES:	-831.14	0.00	0.00	300.00	120.00	-180.00	-60.00%
Total Activity: 425 - Farmer's Market:	11,705.53	11,739.39	7,092.55	13,867.00	16,603.00	2,736.00	19.73%
Report Total:	12,525.01	12,939.39	9,965.32	24,904.00	22,783.00	-2,121.00	-8.52%



Town of La Plata

Human Resources

Category	FY24	FY25	FY26	Parent Budget	Comparison 1 Budget	Comparison 1 to Parent Budget	%
	Total Activity	Total Activity	YTD Activity Through Dec	FY26 Adopted	FY2027 Proposed	Increase / (Decrease)	
51 - SALARY & WAGES	122,792.71	127,418.43	64,668.73	130,340.00	286,250.00	155,910.00	119.62%
52 - FRINGE BENEFITS	58,380.05	56,646.30	41,237.93	83,324.00	83,981.00	657.00	0.79%
53 - CONTRACTED SERVICES	87,662.47	132,654.28	31,215.45	71,985.00	68,320.00	-3,665.00	-5.09%
54 - SUPPLIES & MATERIALS	2,281.30	1,422.64	86.64	0.00	250.00	250.00	0.00%
55 - OTHER EXPENDITURES	8,950.23	11,202.58	9,729.66	31,554.00	27,867.00	-3,687.00	-11.68%
56 - CAPITAL OUTLAY	0.00	0.00	0.00	0.00	60,000.00	60,000.00	0.00%
Report Total:	280,066.76	329,344.23	146,938.41	317,203.00	526,668.00	209,465.00	66.03%



Town of La Plata

Account Number		FY24 Total Activity	FY25 Total Activity	FY26 YTD Activity Through Dec	Parent Budget	Comparison 1 Budget	Comparison 1 to Parent Budget	%
					FY26 Adopted	FY2027 Proposed	Increase / (Decrease)	
Activity: 001 - General Operations								
Category: 51 - SALARY & WAGES								
01-140-001-5110	REGULAR FT CIVILIAN SALARY	122,385.24	127,418.43	64,668.73	130,340.00	136,250.00	5,910.00	4.53%
01-140-001-5160	BONUSES	407.47	0.00	0.00	0.00	150,000.00	150,000.00	0.00%
Total Category: 51 - SALARY & WAGES:		122,792.71	127,418.43	64,668.73	130,340.00	286,250.00	155,910.00	119.62%
Category: 52 - FRINGE BENEFITS								
01-140-001-5205	DENTAL	424.64	458.88	227.16	460.00	510.00	50.00	10.87%
01-140-001-5215	HEALTH INSURANCE	9,186.99	11,648.42	8,022.65	9,470.00	10,270.00	800.00	8.45%
01-140-001-5220	LIFE INSURANCE W/H	895.86	976.80	495.48	850.00	1,580.00	730.00	85.88%
01-140-001-5230	WORKERS' COMPENSATION	204.00	233.80	152.12	240.00	170.00	-70.00	-29.17%
01-140-001-5245	MSRPS PENSION	13,365.64	14,648.89	16,852.00	17,309.00	18,421.00	1,112.00	6.42%
01-140-001-5260	F I C A / MEDICARE	9,315.05	9,617.10	4,898.19	9,980.00	10,430.00	450.00	4.51%
01-140-001-5270	EMPLOYEE - DRUG TESTING	1,091.20	1,543.00	952.00	840.00	1,400.00	560.00	66.67%
01-140-001-5280	EMPLOYEE - HEALTH EXAMS	3,430.00	10,054.00	7,180.00	12,675.00	9,700.00	-2,975.00	-23.47%
01-140-001-5285	TUITION REIMBURSEMENT	20,466.67	7,465.41	2,458.33	31,500.00	31,500.00	0.00	0.00%
Total Category: 52 - FRINGE BENEFITS:		58,380.05	56,646.30	41,237.93	83,324.00	83,981.00	657.00	0.79%
Category: 53 - CONTRACTED SERVICES								
01-140-001-5300	ADS & NOTICES	0.00	50.00	0.00	500.00	500.00	0.00	0.00%
01-140-001-5325	LICENSES/USER FEES	2,762.75	4,045.90	962.87	1,465.00	800.00	-665.00	-45.39%
01-140-001-5351	PROF SVCS-ATTORNEY	750.00	14,394.56	450.00	5,000.00	5,000.00	0.00	0.00%
01-140-001-5359	OTHER PROFESSIONAL SERVICE	84,149.72	114,163.82	29,802.58	65,020.00	62,020.00	-3,000.00	-4.61%
Total Category: 53 - CONTRACTED SERVICES:		87,662.47	132,654.28	31,215.45	71,985.00	68,320.00	-3,665.00	-5.09%
Category: 54 - SUPPLIES & MATERIALS								
01-140-001-5499	SUPPLIES - OTHER	2,281.30	1,422.64	86.64	0.00	250.00	250.00	0.00%
Total Category: 54 - SUPPLIES & MATERIALS:		2,281.30	1,422.64	86.64	0.00	250.00	250.00	0.00%
Category: 55 - OTHER EXPENDITURES								
01-140-001-5510	DUES/MEMBERSHIPS	0.00	1,209.00	175.00	18,974.00	10,998.00	-7,976.00	-42.04%
01-140-001-5525	HOSPITALITY/REFRESHMENTS/	4,862.99	6,630.20	9,253.17	10,000.00	10,725.00	725.00	7.25%
01-140-001-5570	INCIDENTALS-PARKING, TOLLS,	197.00	0.00	0.00	0.00	75.00	75.00	0.00%
01-140-001-5571	LODGING	981.00	846.14	352.98	1,100.00	1,800.00	700.00	63.64%
01-140-001-5572	MEALS	184.00	0.00	0.00	0.00	0.00	0.00	0.00%
01-140-001-5573	MILEAGE-LOCAL	208.29	0.00	0.00	250.00	224.00	-26.00	-10.40%

Budget Comparison Report

Account Number		FY24 Total Activity	FY25 Total Activity	FY26 YTD Activity Through Dec	Parent Budget	Comparison 1 Budget	Comparison 1 to Parent Budget	%
					FY26 Adopted	FY2027 Proposed	Increase / (Decrease)	
01-140-001-5574	REGISTRATION	2,069.00	2,517.24	-51.49	1,230.00	3,545.00	2,315.00	188.21%
01-140-001-5576	TRAVEL-AIRFARE, RENTAL CAR,	447.95	0.00	0.00	0.00	500.00	500.00	0.00%
Total Category: 55 - OTHER EXPENDITURES:		8,950.23	11,202.58	9,729.66	31,554.00	27,867.00	-3,687.00	-11.68%
Category: 56 - CAPITAL OUTLAY								
01-140-001-5695	Intangible Asset	0.00	0.00	0.00	0.00	60,000.00	60,000.00	0.00%
Total Category: 56 - CAPITAL OUTLAY:		0.00	0.00	0.00	0.00	60,000.00	60,000.00	0.00%
Total Activity: 001 - General Operations:		280,066.76	329,344.23	146,938.41	317,203.00	526,668.00	209,465.00	66.03%
Report Total:		280,066.76	329,344.23	146,938.41	317,203.00	526,668.00	209,465.00	66.03%



Category	FY24	FY25	FY26	Parent Budget	Comparison 1 Budget	Comparison 1 to Parent Budget	%
	Total Activity	Total Activity	YTD Activity Through Dec	FY26 Adopted	FY2027 Proposed	Increase / (Decrease)	
51 - SALARY & WAGES	572,427.68	635,904.34	312,777.85	657,723.00	674,897.00	17,174.00	2.61%
52 - FRINGE BENEFITS	194,934.07	238,456.65	167,195.66	263,437.00	292,112.00	28,675.00	10.88%
53 - CONTRACTED SERVICES	123,108.09	150,758.85	117,588.63	149,385.00	186,298.00	36,913.00	24.71%
54 - SUPPLIES & MATERIALS	2,018.23	1,599.43	273.37	6,000.00	3,000.00	-3,000.00	-50.00%
55 - OTHER EXPENDITURES	3,386.70	7,393.76	1,072.24	13,280.00	12,615.00	-665.00	-5.01%
56 - CAPITAL OUTLAY	3,116.71	0.00	0.00	0.00	35,000.00	35,000.00	0.00%
Report Total:	898,991.48	1,034,113.03	598,907.75	1,089,825.00	1,203,922.00	114,097.00	10.47%



Town of La Plata

Account Number	FY24 Total Activity	FY25 Total Activity	FY26 YTD Activity Through Dec	Parent Budget	Comparison 1 Budget	Comparison 1 to Parent Budget	%	
				FY26 Adopted	FY2027 Proposed	Increase / (Decrease)		
Activity: 001 - General Operations								
Category: 51 - SALARY & WAGES								
01-120-001-5100	SALARY - PT	0.00	1,858.38	8,330.06	0.00	28,942.00	28,942.00	0.00%
01-120-001-5103	SALARY - OT @ 1.5	37.16	484.34	0.00	0.00	0.00	0.00	0.00%
01-120-001-5110	REGULAR FT CIVILIAN SALARY	571,476.74	633,561.62	304,447.79	657,723.00	645,955.00	-11,768.00	-1.79%
01-120-001-5160	BONUSES	913.78	0.00	0.00	0.00	0.00	0.00	0.00%
Total Category: 51 - SALARY & WAGES:		572,427.68	635,904.34	312,777.85	657,723.00	674,897.00	17,174.00	2.61%
Category: 52 - FRINGE BENEFITS								
01-120-001-5205	DENTAL	2,532.51	2,902.43	1,362.99	2,990.00	3,060.00	70.00	2.34%
01-120-001-5215	HEALTH INSURANCE	73,804.50	91,134.84	46,235.02	100,810.00	122,150.00	21,340.00	21.17%
01-120-001-5220	LIFE INSURANCE W/H	4,517.05	5,031.36	2,800.54	5,300.00	7,780.00	2,480.00	46.79%
01-120-001-5230	WORKERS' COMPENSATION	1,165.00	1,248.39	764.62	1,220.00	860.00	-360.00	-29.51%
01-120-001-5240	ICMA	14,612.06	15,703.02	7,653.18	15,425.00	16,016.00	591.00	3.83%
01-120-001-5245	MSRPS PENSION	55,195.87	74,606.74	85,038.00	87,342.00	90,816.00	3,474.00	3.98%
01-120-001-5260	F I C A / MEDICARE	43,107.08	47,829.87	23,341.31	50,350.00	51,430.00	1,080.00	2.14%
Total Category: 52 - FRINGE BENEFITS:		194,934.07	238,456.65	167,195.66	263,437.00	292,112.00	28,675.00	10.88%
Category: 53 - CONTRACTED SERVICES								
01-120-001-5300	ADS & NOTICES	365.75	497.75	415.25	600.00	1,000.00	400.00	66.67%
01-120-001-5301	BANK CHARGES	756.17	306.35	421.45	300.00	1,563.00	1,263.00	421.00%
01-120-001-5325	LICENSES/USER FEES	25,382.58	55,150.36	32,632.86	53,352.00	88,350.00	34,998.00	65.60%
01-120-001-5340	POSTAGE / DELIVERY	0.00	0.00	0.00	300.00	300.00	0.00	0.00%
01-120-001-5345	PRINTING / REPRODUCTION SE	116.09	0.00	0.00	300.00	300.00	0.00	0.00%
01-120-001-5351	PROF SVCS-ATTORNEY	900.00	1,350.00	825.00	4,500.00	4,500.00	0.00	0.00%
01-120-001-5352	PROF SVCS-AUDITOR	78,920.20	90,037.27	82,143.60	86,984.00	87,000.00	16.00	0.02%
01-120-001-5360	RENTS	0.00	0.00	216.56	0.00	0.00	0.00	0.00%
01-120-001-5383	TELEPHONE-WIRELESS-VOICE	379.50	586.02	330.64	400.00	636.00	236.00	59.00%
01-120-001-5399	OTHER CONTRACTED SERVICES	387.80	956.10	603.27	2,649.00	2,649.00	0.00	0.00%
Total Category: 53 - CONTRACTED SERVICES:		107,208.09	148,883.85	117,588.63	149,385.00	186,298.00	36,913.00	24.71%
Category: 54 - SUPPLIES & MATERIALS								
01-120-001-5420	OFFICE SUPPLIES	2,018.23	1,269.45	237.39	3,000.00	3,000.00	0.00	0.00%
01-120-001-5454	SM CAP - COMPUTER HARDWA	0.00	0.00	35.98	3,000.00	0.00	-3,000.00	-100.00%

Budget Comparison Report

Account Number	FY24 Total Activity	FY25 Total Activity	FY26 YTD Activity Through Dec	Parent Budget	Comparison 1 Budget	Comparison 1 to Parent Budget	%
				FY26 Adopted	FY2027 Proposed	Increase / (Decrease)	
01-120-001-5457 SM CAP - OFFICE EQUIP/FURNI	0.00	329.98	0.00	0.00	0.00	0.00	0.00%
Total Category: 54 - SUPPLIES & MATERIALS:	2,018.23	1,599.43	273.37	6,000.00	3,000.00	-3,000.00	-50.00%
Category: 55 - OTHER EXPENDITURES							
01-120-001-5502 CASH OVER/SHORT	-27.81	0.00	0.00	0.00	0.00	0.00	0.00%
01-120-001-5510 DUES/MEMBERSHIPS	1,005.00	1,542.50	532.50	680.00	755.00	75.00	11.03%
01-120-001-5525 HOSPITALITY/REFRESHMENTS/	435.44	859.96	350.02	880.00	880.00	0.00	0.00%
01-120-001-5560 REFERENCE MATERIALS-BOOKS	0.00	0.00	0.00	1,000.00	1,000.00	0.00	0.00%
01-120-001-5570 INCIDENTALS-PARKING, TOLLS,	0.00	0.00	23.00	40.00	40.00	0.00	0.00%
01-120-001-5571 LODGING	0.00	0.00	0.00	1,440.00	2,160.00	720.00	50.00%
01-120-001-5572 MEALS	0.00	0.00	0.00	640.00	880.00	240.00	37.50%
01-120-001-5573 MILEAGE-LOCAL	71.82	0.00	0.00	0.00	0.00	0.00	0.00%
01-120-001-5574 REGISTRATION	1,794.50	4,896.50	150.00	6,900.00	4,400.00	-2,500.00	-36.23%
01-120-001-5576 TRAVEL-AIRFARE, RENTAL CAR,	0.00	0.00	0.00	1,200.00	2,000.00	800.00	66.67%
01-120-001-5599 MISCELLANEOUS OTHER	107.75	94.80	16.72	500.00	500.00	0.00	0.00%
Total Category: 55 - OTHER EXPENDITURES:	3,386.70	7,393.76	1,072.24	13,280.00	12,615.00	-665.00	-5.01%
Category: 56 - CAPITAL OUTLAY							
01-120-001-5683 COMPUTER HARDWARE	1,317.59	0.00	0.00	0.00	0.00	0.00	0.00%
01-120-001-5686 OFFICE EQUIP/FURNITURE	1,799.12	0.00	0.00	0.00	0.00	0.00	0.00%
01-120-001-5695 Intangible Asset	0.00	0.00	0.00	0.00	35,000.00	35,000.00	0.00%
Total Category: 56 - CAPITAL OUTLAY:	3,116.71	0.00	0.00	0.00	35,000.00	35,000.00	0.00%
Total Activity: 001 - General Operations:	883,091.48	1,032,238.03	598,907.75	1,089,825.00	1,203,922.00	114,097.00	10.47%
Activity: 026 - AMERICAN RESCUE PLAN ACT							
Category: 53 - CONTRACTED SERVICES							
01-120-026-5359 OTHER PROFESSIONAL SERVICE	15,900.00	1,875.00	0.00	0.00	0.00	0.00	0.00%
Total Category: 53 - CONTRACTED SERVICES:	15,900.00	1,875.00	0.00	0.00	0.00	0.00	0.00%
Total Activity: 026 - AMERICAN RESCUE PLAN ACT:	15,900.00	1,875.00	0.00	0.00	0.00	0.00	0.00%
Report Total:	898,991.48	1,034,113.03	598,907.75	1,089,825.00	1,203,922.00	114,097.00	10.47%



Town of La Plata

La Plata Community Foundation

Account Number	FY24 Total Activity	FY25 Total Activity	FY26 YTD Activity Through Dec	Parent Budget	Comparison 1 Budget	Comparison 1 to Parent Budget	%
				FY26 Adopted	FY2027 Proposed	Increase / (Decrease)	
Activity: 445 - La Plata Community Foundation							
Category: 55 - OTHER EXPENDITURES							
01-420-445-5520 GRANTS/DONATIONS	0.00	7,500.00	0.00	7,500.00	7,500.00	0.00	0.00%
Total Category: 55 - OTHER EXPENDITURES:	0.00	7,500.00	0.00	7,500.00	7,500.00	0.00	0.00%
Total Activity: 445 - La Plata Community Foundation:	0.00	7,500.00	0.00	7,500.00	7,500.00	0.00	0.00%
Report Total:	0.00	7,500.00	0.00	7,500.00	7,500.00	0.00	0.00%



Town of La Plata

Planning & Zoning

Category	FY24 Total Activity	FY25 Total Activity	FY26 YTD Activity Through Dec	Parent Budget	Comparison 1 Budget	Comparison 1 to Parent Budget	%
				FY26 Adopted	FY2027 Proposed	Increase / (Decrease)	
51 - SALARY & WAGES	213,259.61	157,788.69	120,633.19	328,307.00	354,173.00	25,866.00	7.88%
52 - FRINGE BENEFITS	60,922.54	57,875.01	47,215.67	144,323.00	121,761.00	-22,562.00	-15.63%
53 - CONTRACTED SERVICES	145,559.73	188,408.47	88,124.58	245,733.00	321,941.00	76,208.00	31.01%
54 - SUPPLIES & MATERIALS	1,930.47	991.26	908.87	3,500.00	2,500.00	-1,000.00	-28.57%
55 - OTHER EXPENDITURES	3,946.24	2,839.80	303.41	14,101.00	32,576.00	18,475.00	131.02%
56 - CAPITAL OUTLAY	0.00	397.50	8,881.20	185,000.00	390,000.00	205,000.00	110.81%
Report Total:	425,618.59	408,300.73	266,066.92	920,964.00	1,222,951.00	301,987.00	32.79%



Town of La Plata

Account Number	FY24 Total Activity	FY25 Total Activity	FY26 YTD Activity Through Dec	Parent Budget	Comparison 1 Budget	Comparison 1 to Parent Budget	%
				FY26 Adopted	FY2027 Proposed	Increase / (Decrease)	
Activity: 001 - General Operations							
Category: 51 - SALARY & WAGES							
01-150-001-5100	SALARY - PT	0.00	0.00	7,607.95	0.00	0.00	0.00%
01-150-001-5102	SALARY - OT @ 1.0	296.98	559.02	92.92	0.00	0.00	0.00%
01-150-001-5103	SALARY - OT @ 1.5	2,134.67	1,023.37	269.75	1,000.00	1,080.00	8.00%
01-150-001-5110	REGULAR FT CIVILIAN SALARY	207,434.68	153,806.30	110,262.57	324,307.00	350,093.00	25,786.00 7.95%
01-150-001-5150	STIPENDS	3,000.00	2,400.00	2,400.00	3,000.00	3,000.00	0.00 0.00%
01-150-001-5160	BONUSES	393.28	0.00	0.00	0.00	0.00	0.00 0.00%
Total Category: 51 - SALARY & WAGES:		213,259.61	157,788.69	120,633.19	328,307.00	354,173.00	25,866.00 7.88%
Category: 52 - FRINGE BENEFITS							
01-150-001-5205	DENTAL	1,053.62	808.79	492.18	1,610.00	2,040.00	430.00 26.71%
01-150-001-5215	HEALTH INSURANCE	20,370.88	19,171.96	10,042.10	73,670.00	41,080.00	-32,590.00 -44.24%
01-150-001-5220	LIFE INSURANCE W/H	1,588.64	1,207.47	1,231.10	3,360.00	4,060.00	700.00 20.83%
01-150-001-5230	WORKERS' COMPENSATION	469.00	583.52	380.29	610.00	440.00	-170.00 -27.87%
01-150-001-5245	MSRPS PENSION	21,603.54	24,473.14	26,123.00	40,243.00	47,331.00	7,088.00 17.61%
01-150-001-5260	F I C A / MEDICARE	15,836.86	11,630.13	8,947.00	24,830.00	26,810.00	1,980.00 7.97%
Total Category: 52 - FRINGE BENEFITS:		60,922.54	57,875.01	47,215.67	144,323.00	121,761.00	-22,562.00 -15.63%
Category: 53 - CONTRACTED SERVICES							
01-150-001-5300	ADS & NOTICES	132.00	0.00	313.50	0.00	1,100.00	1,100.00 0.00%
01-150-001-5316	INSURANCE - VEHICLE	723.07	726.30	0.00	748.00	0.00	-748.00 -100.00%
01-150-001-5325	LICENSES/USER FEES	20,313.96	5,278.13	10,447.68	19,725.00	23,153.00	3,428.00 17.38%
01-150-001-5340	POSTAGE / DELIVERY-GEN	348.00	150.00	63.00	500.00	500.00	0.00 0.00%
01-150-001-5345	PRINTING / REPRODUCTION SE	0.00	91.77	0.00	0.00	0.00	0.00 0.00%
01-150-001-5350	PROF SVCS-ARCH/ENG/PLANNI	0.00	29,673.48	34,029.57	3,000.00	255,428.00	252,428.00 8,414.27%
01-150-001-5351	PROF SVCS-ATTORNEY	9,100.00	5,100.00	4,150.00	5,000.00	5,000.00	0.00 0.00%
01-150-001-5356	PROF SVCS-IT SUPPORT	27,169.73	15,073.69	8,361.06	23,400.00	23,400.00	0.00 0.00%
01-150-001-5359	OTHER PROFESSIONAL SERVICE	77,945.51	88,202.39	19,843.25	90,000.00	0.00	-90,000.00 -100.00%
01-150-001-5382	TELEPHONE-WIRELESS-DATA/V	0.00	136.84	355.85	0.00	0.00	0.00 0.00%
01-150-001-5383	TELEPHONE-WIRELESS-VOICE	445.50	499.95	265.67	360.00	360.00	0.00 0.00%
01-150-001-5399	OTHER CONTRACTED SERVICES	2,625.00	42,058.69	10,295.00	5,000.00	5,000.00	0.00 0.00%
Total Category: 53 - CONTRACTED SERVICES:		138,802.77	186,991.24	88,124.58	147,733.00	313,941.00	166,208.00 112.51%

Budget Comparison Report

Account Number	FY24 Total Activity	FY25 Total Activity	FY26 YTD Activity Through Dec	Parent Budget	Comparison 1 Budget	Comparison 1 to Parent Budget	%
				FY26 Adopted	FY2027 Proposed	Increase / (Decrease)	
Category: 54 - SUPPLIES & MATERIALS							
01-150-001-5410	FUEL - GAS/DIESEL/OTHER	0.00	0.00	0.00	0.00	0.00	0.00%
01-150-001-5420	OFFICE SUPPLIES	1,322.69	324.33	223.56	2,000.00	1,000.00	-1,000.00 -50.00%
01-150-001-5445	UNIFORMS/SHOES/BOOTS	0.00	0.00	15.85	0.00	0.00	0.00%
01-150-001-5457	SM CAP - OFFICE EQUIP/FURNI	0.00	442.44	658.27	500.00	500.00	0.00 0.00%
01-150-001-5499	SUPPLIES - OTHER	607.78	224.49	11.19	1,000.00	1,000.00	0.00 0.00%
Total Category: 54 - SUPPLIES & MATERIALS:		1,930.47	991.26	908.87	3,500.00	2,500.00	-1,000.00 -28.57%
Category: 55 - OTHER EXPENDITURES							
01-150-001-5510	DUES/MEMBERSHIPS	919.74	654.79	101.00	2,100.00	2,100.00	0.00 0.00%
01-150-001-5525	HOSPITALITY/REFRESHMENTS/	97.62	0.00	202.41	300.00	400.00	100.00 33.33%
01-150-001-5560	REFERENCE MATERIALS-BOOKS	90.80	1,609.93	0.00	2,000.00	2,000.00	0.00 0.00%
01-150-001-5570	INCIDENTIALS-PARKING, TOLLS	26.00	0.00	0.00	45.00	45.00	0.00 0.00%
01-150-001-5571	LODGING	737.00	575.08	0.00	2,583.00	2,583.00	0.00 0.00%
01-150-001-5572	MEALS	175.00	0.00	0.00	675.00	675.00	0.00 0.00%
01-150-001-5573	MILEAGE-LOCAL	220.97	0.00	0.00	298.00	298.00	0.00 0.00%
01-150-001-5574	REGISTRATION	1,679.11	0.00	0.00	3,700.00	3,700.00	0.00 0.00%
01-150-001-5576	TRAVEL-AIRFARE, RENTAL CAR,	0.00	0.00	0.00	1,400.00	1,400.00	0.00 0.00%
01-150-001-5599	MISCELLANEOUS OTHER	0.00	0.00	0.00	1,000.00	1,000.00	0.00 0.00%
Total Category: 55 - OTHER EXPENDITURES:		3,946.24	2,839.80	303.41	14,101.00	14,201.00	100.00 0.71%
Category: 56 - CAPITAL OUTLAY							
01-150-001-5684	COMPUTER SOFTWARE	0.00	0.00	0.00	0.00	0.00	0.00 0.00%
01-150-001-5686	OFFICE EQUIP/FURNITURE	0.00	0.00	0.00	0.00	0.00	0.00 0.00%
01-150-001-5695	Intangible Asset	0.00	0.00	0.00	0.00	205,000.00	205,000.00 0.00%
01-150-001-5699	OTHER CAPITAL	0.00	397.50	8,881.20	185,000.00	185,000.00	0.00 0.00%
Total Category: 56 - CAPITAL OUTLAY:		0.00	397.50	8,881.20	185,000.00	390,000.00	205,000.00 110.81%
Total Activity: 001 - General Operations:		418,861.63	406,883.50	266,066.92	822,964.00	1,196,576.00	373,612.00 45.40%
Activity: 005 - GIS							
Category: 53 - CONTRACTED SERVICES							
01-150-005-5356	PROF SVCS-IT SUPPORT	6,756.96	1,417.23	0.00	8,000.00	8,000.00	0.00 0.00%
Total Category: 53 - CONTRACTED SERVICES:		6,756.96	1,417.23	0.00	8,000.00	8,000.00	0.00 0.00%
Total Activity: 005 - GIS:		6,756.96	1,417.23	0.00	8,000.00	8,000.00	0.00 0.00%
Activity: 050 - La Plata Tourism Zone							
Category: 55 - OTHER EXPENDITURES							
01-150-050-5599	MISCELLANEOUS OTHER	0.00	0.00	0.00	0.00	9,000.00	9,000.00 0.00%
Total Category: 55 - OTHER EXPENDITURES:		0.00	0.00	0.00	0.00	9,000.00	9,000.00 0.00%
Total Activity: 050 - La Plata Tourism Zone:		0.00	0.00	0.00	0.00	9,000.00	9,000.00 0.00%

Budget Comparison Report

Account Number	FY24 Total Activity	FY25 Total Activity	FY26 YTD Activity Through Dec	Parent Budget	Comparison 1 Budget	Comparison 1 to Parent Budget	%
				FY26 Adopted	FY2027 Proposed	Increase / (Decrease)	
Activity: 051 - Legacy Business Program							
Category: 55 - OTHER EXPENDITURES							
01-150-051-5599 MISCELLANEOUS OTHER	0.00	0.00	0.00	0.00	9,000.00	9,000.00	0.00%
Total Category: 55 - OTHER EXPENDITURES:	0.00	0.00	0.00	0.00	9,000.00	9,000.00	0.00%
Total Activity: 051 - Legacy Business Program:	0.00	0.00	0.00	0.00	9,000.00	9,000.00	0.00%
Activity: 078 - Comprehensive Plan							
Category: 53 - CONTRACTED SERVICES							
01-150-078-5399 OTHER CONTRACTED SERVICES	0.00	0.00	0.00	90,000.00	0.00	-90,000.00	-100.00%
Total Category: 53 - CONTRACTED SERVICES:	0.00	0.00	0.00	90,000.00	0.00	-90,000.00	-100.00%
Total Activity: 078 - Comprehensive Plan:	0.00	0.00	0.00	90,000.00	0.00	-90,000.00	-100.00%
Activity: 080 - Vision Plan							
Category: 55 - OTHER EXPENDITURES							
01-150-080-5520 GRANTS/DONATIONS	0.00	0.00	0.00	0.00	0.00	0.00	0.00%
Total Category: 55 - OTHER EXPENDITURES:	0.00	0.00	0.00	0.00	0.00	0.00	0.00%
Total Activity: 080 - Vision Plan:	0.00	0.00	0.00	0.00	0.00	0.00	0.00%
Activity: 440 - MAIN STREET MARYLAND PROGRAM							
Category: 55 - OTHER EXPENDITURES							
01-150-440-5599 MISCELLANEOUS OTHER	0.00	0.00	0.00	0.00	375.00	375.00	0.00%
Total Category: 55 - OTHER EXPENDITURES:	0.00	0.00	0.00	0.00	375.00	375.00	0.00%
Total Activity: 440 - MAIN STREET MARYLAND PROGRAM:	0.00	0.00	0.00	0.00	375.00	375.00	0.00%
Report Total:	425,618.59	408,300.73	266,066.92	920,964.00	1,222,951.00	301,987.00	32.79%



Town of La Plata

Historic Preservation Commission

Account Number	FY24 Total Activity	FY25 Total Activity	FY26 YTD Activity Through Dec	Parent Budget	Comparison 1 Budget	Comparison 1 to Parent Budget	%
				FY26 Adopted	FY2027 Proposed	Increase / (Decrease)	
Activity: 435 - HISTORIC PRESERVATION COMMISSION							
Category: 55 - OTHER EXPENDITURES							
01-420-435-5599 MISCELLANEOUS OTHER	590.99	1,299.91	4,177.76	8,100.00	4,245.00	-3,855.00	-47.59%
Total Category: 55 - OTHER EXPENDITURES:	590.99	1,299.91	4,177.76	8,100.00	4,245.00	-3,855.00	-47.59%
Total Activity: 435 - HISTORIC PRESERVATION COMMISSION:	590.99	1,299.91	4,177.76	8,100.00	4,245.00	-3,855.00	-47.59%
Report Total:	590.99	1,299.91	4,177.76	8,100.00	4,245.00	-3,855.00	-47.59%



Town of La Plata

Inspections & Code Enforcement

Category	FY24 Total Activity	FY25 Total Activity	FY26 YTD Activity Through Dec	Parent Budget	Comparison 1 Budget	Comparison 1 to Parent Budget	%
				FY26 Adopted	FY2027 Proposed	Increase / (Decrease)	
51 - SALARY & WAGES	183,353.24	190,575.52	91,614.80	185,820.00	192,780.00	6,960.00	3.75%
52 - FRINGE BENEFITS	73,436.60	83,018.92	55,606.53	86,890.00	91,896.00	5,006.00	5.76%
53 - CONTRACTED SERVICES	681,557.24	963,915.36	238,758.06	357,526.00	57,520.00	-300,006.00	-83.91%
54 - SUPPLIES & MATERIALS	8,186.41	4,912.77	2,875.59	9,526.00	8,326.00	-1,200.00	-12.60%
55 - OTHER EXPENDITURES	530.00	522.75	426.25	200.00	2,720.00	2,520.00	1,260.00%
56 - CAPITAL OUTLAY	549.99	39,131.00	0.00	0.00	0.00	0.00	0.00%
59 - OTHER FINANCING USES	0.00	0.00	0.00	0.00	0.00	0.00	0.00%
Report Total:	947,613.48	1,282,076.32	389,281.23	639,962.00	353,242.00	-286,720.00	-44.80%



Town of La Plata

Account Number	FY24 Total Activity	FY25 Total Activity	FY26 YTD Activity Through Dec	Parent Budget	Comparison 1 Budget	Comparison 1 to Parent Budget	%
				FY26 Adopted	FY2027 Proposed	Increase / (Decrease)	
Activity: 001 - General Operations							
Category: 51 - SALARY & WAGES							
01-230-001-5102	SALARY - OT @ 1.0	117.76	53.26	0.00	0.00	0.00	0.00%
01-230-001-5103	SALARY - OT @ 1.5	741.91	82.83	0.00	500.00	500.00	0.00%
01-230-001-5110	REGULAR FT CIVILIAN SALARY	182,295.26	190,439.43	91,614.80	185,320.00	192,280.00	6,960.00 3.76%
01-230-001-5160	BONUSES	198.31	0.00	0.00	0.00	0.00	0.00%
Total Category: 51 - SALARY & WAGES:		183,353.24	190,575.52	91,614.80	185,820.00	192,780.00	6,960.00 3.75%
Category: 52 - FRINGE BENEFITS							
01-230-001-5205	DENTAL	814.83	929.22	454.32	920.00	1,020.00	100.00 10.87%
01-230-001-5215	HEALTH INSURANCE	30,443.38	35,554.98	18,341.88	37,150.00	40,380.00	3,230.00 8.69%
01-230-001-5220	LIFE INSURANCE W/H	1,452.45	1,643.73	641.22	1,590.00	2,230.00	640.00 40.25%
01-230-001-5230	WORKERS' COMPENSATION	6,655.00	8,788.95	5,406.60	8,430.00	7,550.00	-880.00 -10.44%
01-230-001-5245	MSRPS PENSION	20,153.00	21,932.39	23,932.00	24,610.00	25,996.00	1,386.00 5.63%
01-230-001-5260	F I C A / MEDICARE	13,917.94	14,169.65	6,830.51	14,190.00	14,720.00	530.00 3.74%
Total Category: 52 - FRINGE BENEFITS:		73,436.60	83,018.92	55,606.53	86,890.00	91,896.00	5,006.00 5.76%
Category: 53 - CONTRACTED SERVICES							
01-230-001-5300	ADS & NOTICES	0.00	0.00	0.00	0.00	0.00	0.00%
01-230-001-5312	INSURANCE - LIABILITY	582.00	1,422.29	936.40	1,465.00	990.00	-475.00 -32.42%
01-230-001-5316	INSURANCE - VEHICLE	723.05	1,224.30	1,642.23	1,261.00	1,730.00	469.00 37.19%
01-230-001-5325	LICENSES/USER FEES	0.00	189.00	246.00	0.00	0.00	0.00%
01-230-001-5333	M&R-VEHICLES	1,167.88	2,740.57	450.26	2,000.00	2,000.00	0.00 0.00%
01-230-001-5340	POSTAGE / DELIVERY	546.00	600.41	378.00	300.00	300.00	0.00 0.00%
01-230-001-5345	PRINTING / REPRODUCTION SE	0.00	274.06	94.64	300.00	300.00	0.00 0.00%
01-230-001-5351	PROF SVCS-ATTORNEY	0.00	400.00	0.00	0.00	0.00	0.00%
01-230-001-5355	PROF SVCS-INSPECTION SVCS	662,060.32	955,319.74	231,479.22	350,000.00	50,000.00	-300,000.00 -85.71%
01-230-001-5382	TELEPHONE-WIRELESS-DATA/V	920.53	143.27	0.00	1,000.00	1,000.00	0.00 0.00%
01-230-001-5383	TELEPHONE-WIRELESS-VOICE	2,757.46	1,412.72	751.31	1,200.00	1,200.00	0.00 0.00%
01-230-001-5399	OTHER CONTRACTED SERVICES	12,800.00	189.00	2,780.00	0.00	0.00	0.00 0.00%
Total Category: 53 - CONTRACTED SERVICES:		681,557.24	963,915.36	238,758.06	357,526.00	57,520.00	-300,006.00 -83.91%
Category: 54 - SUPPLIES & MATERIALS							
01-230-001-5410	FUEL - GAS/DIESEL/OTHER	7,138.34	3,803.08	1,524.65	6,626.00	6,626.00	0.00 0.00%
01-230-001-5420	OFFICE SUPPLIES	79.66	366.62	101.96	200.00	200.00	0.00 0.00%

Budget Comparison Report

Account Number		FY24 Total Activity	FY25 Total Activity	FY26 YTD Activity Through Dec	Parent Budget	Comparison 1 Budget	Comparison 1 to Parent Budget	%
					FY26 Adopted	FY2027 Proposed	Increase / (Decrease)	
01-230-001-5445	UNIFORMS/SHOES/BOOTS	76.62	334.96	0.00	500.00	500.00	0.00	0.00%
01-230-001-5457	SM CAP - OFFICE EQUIP/FURNI	0.00	386.97	0.00	0.00	0.00	0.00	0.00%
01-230-001-5458	SM CAP - OTHER EQUIP	0.00	0.00	1,221.00	1,200.00	0.00	-1,200.00	-100.00%
01-230-001-5499	SUPPLIES - OTHER	891.79	21.14	27.98	1,000.00	1,000.00	0.00	0.00%
Total Category: 54 - SUPPLIES & MATERIALS:		8,186.41	4,912.77	2,875.59	9,526.00	8,326.00	-1,200.00	-12.60%
Category: 55 - OTHER EXPENDITURES								
01-230-001-5510	DUES/MEMBERSHIPS	60.00	78.75	326.25	0.00	0.00	0.00	0.00%
01-230-001-5525	HOSPITALITY/REFRESHMENTS/	0.00	0.00	0.00	200.00	300.00	100.00	50.00%
01-230-001-5560	REFERENCE MATERIALS-BOOKS	0.00	204.00	0.00	0.00	0.00	0.00	0.00%
01-230-001-5571	LODGING	0.00	0.00	0.00	0.00	0.00	0.00	0.00%
01-230-001-5572	MEALS	0.00	0.00	0.00	0.00	0.00	0.00	0.00%
01-230-001-5574	REGISTRATION	470.00	240.00	100.00	0.00	2,420.00	2,420.00	0.00%
Total Category: 55 - OTHER EXPENDITURES:		530.00	522.75	426.25	200.00	2,720.00	2,520.00	1,260.00%
Category: 56 - CAPITAL OUTLAY								
01-230-001-5670	PASSENGER VEHICLES	0.00	39,131.00	0.00	0.00	0.00	0.00	0.00%
01-230-001-5683	COMPUTER HARDWARE	0.00	0.00	0.00	0.00	0.00	0.00	0.00%
01-230-001-5686	OFFICE EQUIP/FURNITURE	0.00	0.00	0.00	0.00	0.00	0.00	0.00%
01-230-001-5689	OTHER EQUIP	549.99	0.00	0.00	0.00	0.00	0.00	0.00%
Total Category: 56 - CAPITAL OUTLAY:		549.99	39,131.00	0.00	0.00	0.00	0.00	0.00%
Category: 59 - OTHER FINANCING USES								
01-230-001-5960	VEHICLE RESERVE	0.00	0.00	0.00	0.00	0.00	0.00	0.00%
Total Category: 59 - OTHER FINANCING USES:		0.00	0.00	0.00	0.00	0.00	0.00	0.00%
Total Activity: 001 - General Operations:		947,613.48	1,282,076.32	389,281.23	639,962.00	353,242.00	-286,720.00	-44.80%
Report Total:		947,613.48	1,282,076.32	389,281.23	639,962.00	353,242.00	-286,720.00	-44.80%

Town Wide Personnel Schedule (FTE)

Positions	FY25 Budget	FY26 Budget	FY27 Budget
-----------	-------------	-------------	-------------

Administration

Town Manager	1	1	1
Assistant Town Manager	1	1	1
Total Administration	2	2	2

Legislative

Director of Legislative Services	1	1	1
Town Clerk	1	1	1
Total Legislative	2	2	2

Finance

Treasurer	1	1	1
Accounting Manager	1	1	1
Procurement & Asset Manager	1	1	1
Accountant	1	1	1
Billing Coordinator	1	1	1
Accounts Payable Clerk	1	1	1
Lead Cashier	1	1	1
Administrative Assistant I	0.5	0.5	0.5
Total Finance	7.5	7.5	7.5

Human Resources

Director of Human Resources	1	1	1
Total Human Resources	1	1	1

Information Technology

Systems Administrator	1	1	1
Total Information Technology	1	1	1

Planning & Zoning

Director of Planning	1	1	1
Planner I/II/Sr.	1	1	1
Planning Tech	1	1	1
Administrative Assistant I	0.5	0.5	1
Total Planning & Zoning	3.5	3.5	4

Inspections

Director of Inspections	1	1	1
Inspector I	1	1	1
Total Inspections	2	2	2

Police Department

Chief of Police	1	1	1
Major	0	0	1
Captain	3	3	1
Lieutenant	1	1	2
Sergeant	4	4	5
Detective Sergeant	1	1	0
Patrol Corporal	4	4	6
Detective Corporal (TF)	1	1	0
PFC/Officer	7	7	12
Traffic Officer	1	1	0
Detective	2	2	0
UMCRMC	2	2	0
Community Policing	1	1	0
Total Sworn	28	28	28
Compliance Coordinator II	1	1	1
Evidence Custodian	1	1	1
Training Coordinator	1	1	1
Admin Assistant	0	0	1
Cadet	1	1	1
Total Civilian	4	4	5
Total Police Department	32	32	33

Public Works

Director of Operations	1	0	0
Administrative Assistant III	2	2	2
Assistant Director of Public Works	1	1	1
Custodian	0.3	0.8	0.8
Director of Public Works	1	1	1
Facility Manager	0	0	1
GIS / Utilities Field Tech	1	1	1
GIS Specialist	1	1	1
Inspector	1	1	1
Lead Custodian	1	1	1
Maintenance Manager	1	1	1
Mechanic - Fleet	1	1	1
Project Manager	1	1	1
Public Works Technician I	12	12	10
Public Works Technician II	3	3	5
PW Crew Leader	5	5	5
PW Foreman/Supervisor	2	1	1

Storm Water Utility Manager	1	1	1
Town Engineer	0	0	1
Wastewater Superintendent	0	1	1
Sr Wastewater Plant Operator	1	1	1
Mechanic	1	1	1
WWTP Cerw Leader	0	0	1
Wastewater Treatment Plant Operator	2	2	0
Wastewater Plant Operator in Training	4	4	6
Total Public Works	43.3	42.8	45.8

Community Promotions

Special Events Coordinator	1	1	1
Total Community Promotions	1	1	1

Total Town Positions	95.3	94.8	99.3
-----------------------------	-------------	-------------	-------------

Total General Fund Positions	64.45	63.95	67.2
Total Enterprise Fund Positions	30.85	30.85	32.1



Category	FY24	FY25	FY26	Parent Budget	Comparison 1 Budget	Comparison 1 to Parent Budget	%
	Total Activity	Total Activity	YTD Activity Through Dec	FY26 Adopted	FY2027 Proposed	Increase / (Decrease)	
51 - SALARY & WAGES	2,812,493.60	2,749,105.15	1,315,820.25	2,793,187.00	3,060,698.00	267,511.00	9.58%
52 - FRINGE BENEFITS	893,238.27	1,098,745.84	761,930.26	1,250,041.00	1,872,818.00	622,777.00	49.82%
53 - CONTRACTED SERVICES	336,058.68	469,147.26	328,235.14	484,989.00	537,720.00	52,731.00	10.87%
54 - SUPPLIES & MATERIALS	214,012.10	165,583.41	61,866.33	225,911.00	216,980.00	-8,931.00	-3.95%
55 - OTHER EXPENDITURES	91,064.27	79,563.88	31,482.14	112,029.00	97,807.00	-14,222.00	-12.69%
56 - CAPITAL OUTLAY	674,608.14	81,684.79	187,275.02	230,000.00	165,800.00	-64,200.00	-27.91%
Report Total:	5,021,475.06	4,643,830.33	2,686,609.14	5,096,157.00	5,951,823.00	855,666.00	16.79%



Town of La Plata

Account Number	FY24 Total Activity	FY25 Total Activity	FY26 YTD Activity Through Dec	Parent Budget	Comparison 1 Budget	Comparison 1 to Parent Budget	%	
				FY26 Adopted	FY2027 Proposed	Increase / (Decrease)		
Activity: 001 - General Operations								
Category: 51 - SALARY & WAGES								
01-200-001-5102	SALARY - OT @ 1.0	18,229.52	-2,753.74	10,011.94	0.00	0.00	0.00	0.00%
01-200-001-5103	SALARY - OT @ 1.5	208,222.92	184,810.74	65,593.54	110,000.00	150,800.00	40,800.00	37.09%
01-200-001-5110	REGULAR FT CIVILIAN SALARY	206,322.52	195,865.24	107,564.23	201,216.00	272,755.00	71,539.00	35.55%
01-200-001-5120	REGULAR FT SWORN SALARY	2,094,416.17	2,140,835.53	1,020,452.97	2,242,639.00	2,410,550.00	167,911.00	7.49%
01-200-001-5132	SHIFT DIFFERENTIAL	23,089.43	23,641.36	11,792.70	24,890.00	24,890.00	0.00	0.00%
01-200-001-5160	BONUSES	13,908.48	6,000.00	5,300.00	0.00	14,000.00	14,000.00	0.00%
Total Category: 51 - SALARY & WAGES:		2,564,189.04	2,548,399.13	1,220,715.38	2,578,745.00	2,872,995.00	294,250.00	11.41%
Category: 52 - FRINGE BENEFITS								
01-200-001-5205	DENTAL	9,654.35	10,409.41	5,113.18	10,580.00	13,260.00	2,680.00	25.33%
01-200-001-5215	HEALTH INSURANCE	317,188.78	412,097.49	224,319.69	474,720.00	546,180.00	71,460.00	15.05%
01-200-001-5220	LIFE INSURANCE W/H	19,995.57	21,012.72	10,968.93	20,120.00	31,140.00	11,020.00	54.77%
01-200-001-5230	WORKERS' COMPENSATION	93,505.26	156,059.35	98,178.54	157,770.00	138,290.00	-19,480.00	-12.35%
01-200-001-5242	ICMA-ER 457	0.00	0.00	0.00	0.00	0.00	0.00	0.00%
01-200-001-5245	MSRPS PENSION	208,267.58	258,920.04	314,401.76	346,750.00	38,225.00	-308,525.00	-88.98%
01-200-001-5246	LEOPS	0.00	0.00	0.00	0.00	843,618.00	843,618.00	0.00%
01-200-001-5260	F I C A / MEDICARE	194,440.32	193,275.59	93,022.90	195,512.00	211,450.00	15,938.00	8.15%
01-200-001-5285	TUITION REIMBURSEMENT	0.00	4,769.03	0.00	0.00	0.00	0.00	0.00%
Total Category: 52 - FRINGE BENEFITS:		843,051.86	1,056,543.63	746,005.00	1,205,452.00	1,822,163.00	616,711.00	51.16%
Category: 53 - CONTRACTED SERVICES								
01-200-001-5300	ADS & NOTICES	0.00	0.00	0.00	0.00	0.00	0.00	0.00%
01-200-001-5302	FRAUDULENT CHARGES	0.00	0.00	79.99	0.00	0.00	0.00	0.00%
01-200-001-5310	INSURANCE - FLOOD	0.00	286.25	251.05	295.00	270.00	-25.00	-8.47%
01-200-001-5312	INSURANCE - LIABILITY	52,127.79	51,100.87	67,169.72	52,634.00	70,530.00	17,896.00	34.00%
01-200-001-5314	INSURANCE - PROPERTY	3,543.84	3,522.38	4,293.16	3,628.00	4,510.00	882.00	24.31%
01-200-001-5316	INSURANCE - VEHICLE	25,137.50	27,818.18	27,429.73	29,251.00	30,390.00	1,139.00	3.89%
01-200-001-5318	INSURANCE - DEDUCTIBLES	1,000.00	13,423.49	1,000.00	2,060.00	2,060.00	0.00	0.00%
01-200-001-5325	LICENSES/USER FEES	50,937.53	56,450.19	56,903.83	52,290.00	84,770.00	32,480.00	62.12%
01-200-001-5331	M&R-COMMUNICATIONS EQU	0.00	0.00	0.00	250.00	1,000.00	750.00	300.00%
01-200-001-5332	M&R-OFFICE EQUIPMENT	0.00	0.00	0.00	100.00	100.00	0.00	0.00%
01-200-001-5333	M&R-VEHICLES	78,971.06	39,751.33	17,080.81	55,000.00	45,000.00	-10,000.00	-18.18%
01-200-001-5338	M&R-OTHER	1,316.83	1,124.98	429.68	2,200.00	2,200.00	0.00	0.00%

Budget Comparison Report

Account Number		FY24 Total Activity	FY25 Total Activity	FY26 YTD Activity Through Dec	Parent Budget	Comparison 1 Budget	Comparison 1 to Parent Budget	%
					FY26 Adopted	FY2027 Proposed	Increase / (Decrease)	
01-200-001-5340	POSTAGE / DELIVERY	1,825.47	1,360.21	496.92	2,000.00	1,500.00	-500.00	-25.00%
01-200-001-5345	PRINTING / REPRODUCTION SE	1,862.01	0.00	0.00	1,800.00	1,800.00	0.00	0.00%
01-200-001-5350	PROF SVCS-ARCH/ENG/PLANNI	0.00	0.00	0.00	0.00	0.00	0.00	0.00%
01-200-001-5351	PROF SVCS-ATTORNEY	7,350.00	21,740.00	9,600.00	18,000.00	18,000.00	0.00	0.00%
01-200-001-5356	PROF SVCS-IT SUPPORT	40,728.80	20,786.57	9,300.00	14,000.00	14,000.00	0.00	0.00%
01-200-001-5359	OTHER PROFESSIONAL SERVICE	12,464.58	800.00	2,250.00	8,500.00	8,500.00	0.00	0.00%
01-200-001-5360	RENTS	11,807.77	10,740.00	5,370.00	11,000.00	10,740.00	-260.00	-2.36%
01-200-001-5382	TELEPHONE-WIRELESS-DATA/V	17,447.04	14,752.09	8,655.75	16,000.00	16,000.00	0.00	0.00%
01-200-001-5383	TELEPHONE-WIRELESS-VOICE	6,256.40	6,216.42	6,742.36	8,500.00	8,500.00	0.00	0.00%
01-200-001-5399	OTHER CONTRACTED SERVICES	12,687.31	11,482.63	4,008.93	4,615.00	3,500.00	-1,115.00	-24.16%
Total Category: 53 - CONTRACTED SERVICES:		325,463.93	281,355.59	221,061.93	282,123.00	323,370.00	41,247.00	14.62%
Category: 54 - SUPPLIES & MATERIALS								
01-200-001-5410	FUEL - GAS/DIESEL/OTHER	99,903.07	75,570.17	38,605.69	112,006.00	102,000.00	-10,006.00	-8.93%
01-200-001-5420	OFFICE SUPPLIES	4,916.48	2,527.72	3,785.65	7,000.00	7,500.00	500.00	7.14%
01-200-001-5425	POLICE SUPPLIES	10,969.86	10,464.25	456.44	7,500.00	10,000.00	2,500.00	33.33%
01-200-001-5430	REPAIR/REPLACEMENT PARTS/	0.00	0.00	28.93	0.00	0.00	0.00	0.00%
01-200-001-5440	TOOLS/EQUIPMENT	30,052.55	7,030.21	174.34	8,500.00	8,500.00	0.00	0.00%
01-200-001-5445	UNIFORMS/SHOES/BOOTS	54,940.71	28,223.12	8,544.82	40,925.00	40,000.00	-925.00	-2.26%
01-200-001-5450	SM CAP - BUILDING/SITE IMPRO	0.00	0.00	0.00	6,500.00	6,500.00	0.00	0.00%
01-200-001-5452	WEAPONS	0.00	4,497.40	6,702.93	5,000.00	5,000.00	0.00	0.00%
01-200-001-5453	SM CAP - COMMUNICATIONS E	0.00	16,054.90	297.86	2,500.00	1,800.00	-700.00	-28.00%
01-200-001-5454	SM CAP - COMPUTER HARDWA	0.00	512.64	368.00	7,500.00	10,800.00	3,300.00	44.00%
01-200-001-5457	SM CAP - OFFICE EQUIP/FURNI	0.00	5,509.50	0.00	5,100.00	3,000.00	-2,100.00	-41.18%
01-200-001-5458	SM CAP - OTHER EQUIP	0.00	0.00	0.00	2,500.00	3,000.00	500.00	20.00%
01-200-001-5499	SUPPLIES - OTHER	6,616.68	5,782.62	2,389.33	10,000.00	8,000.00	-2,000.00	-20.00%
Total Category: 54 - SUPPLIES & MATERIALS:		207,399.35	156,172.53	61,353.99	215,031.00	206,100.00	-8,931.00	-4.15%
Category: 55 - OTHER EXPENDITURES								
01-200-001-5510	DUES/MEMBERSHIPS	1,765.00	3,820.41	3,978.50	3,800.00	5,000.00	1,200.00	31.58%
01-200-001-5520	GRANTS/DONATIONS	1,012.35	250.00	0.00	5,000.00	2,500.00	-2,500.00	-50.00%
01-200-001-5525	HOSPITALITY/REFRESHMENTS/	6,624.06	9,401.17	811.71	6,000.00	6,000.00	0.00	0.00%
01-200-001-5540	LOSSES/CLAIMS/JUDGEMENTS	156.80	0.00	1,450.00	0.00	0.00	0.00	0.00%
01-200-001-5560	REFERENCE MATERIALS-BOOKS	1,432.78	1,547.18	1,653.50	3,500.00	3,500.00	0.00	0.00%
01-200-001-5570	INCIDENTALS-PARKING, TOLLS,	1,129.00	541.75	271.50	1,010.00	750.00	-260.00	-25.74%
01-200-001-5571	LODGING	15,838.10	10,491.05	5,025.28	15,734.00	15,000.00	-734.00	-4.67%
01-200-001-5572	MEALS	7,813.00	6,308.23	1,406.00	12,162.00	12,162.00	0.00	0.00%
01-200-001-5573	MILEAGE-LOCAL	218.84	0.00	0.00	200.00	200.00	0.00	0.00%
01-200-001-5574	REGISTRATION	13,528.78	18,830.10	5,274.48	26,930.00	26,930.00	0.00	0.00%
01-200-001-5575	TRAINING SUPPLIES & EQUIPM	0.00	0.00	293.97	2,500.00	2,500.00	0.00	0.00%
01-200-001-5576	TRAVEL-AIRFARE, RENTAL CAR,	432.00	444.84	751.72	2,800.00	2,800.00	0.00	0.00%

Budget Comparison Report

Account Number		FY24 Total Activity	FY25 Total Activity	FY26 YTD Activity Through Dec	Parent Budget	Comparison 1 Budget	Comparison 1 to Parent Budget	%
					FY26 Adopted	FY2027 Proposed	Increase / (Decrease)	
01-200-001-5599	MISCELLANEOUS OTHER	500.00	57.70	395.36	500.00	500.00	0.00	0.00%
Total Category: 55 - OTHER EXPENDITURES:		50,450.71	51,692.43	21,312.02	80,136.00	77,842.00	-2,294.00	-2.86%
Category: 56 - CAPITAL OUTLAY								
01-200-001-5629	OTHER SITE IMPROVEMENTS	0.00	0.00	0.00	0.00	0.00	0.00	0.00%
01-200-001-5671	POLICE CRUISER	486,907.00	0.00	186,375.02	230,000.00	150,000.00	-80,000.00	-34.78%
01-200-001-5680	A/V EQUIPMENT	0.00	0.00	0.00	0.00	0.00	0.00	0.00%
01-200-001-5682	COMMUNICATIONS EQUIP	90,159.32	0.00	0.00	0.00	0.00	0.00	0.00%
01-200-001-5683	COMPUTER HARDWARE	25,302.97	800.00	900.00	0.00	0.00	0.00	0.00%
01-200-001-5684	COMPUTER SOFTWARE	1,454.27	0.00	0.00	0.00	0.00	0.00	0.00%
01-200-001-5686	OFFICE EQUIP/FURNITURE	4,369.66	0.00	0.00	0.00	0.00	0.00	0.00%
01-200-001-5688	WEAPONS	15,197.42	0.00	0.00	0.00	0.00	0.00	0.00%
01-200-001-5689	OTHER EQUIP	51,217.50	80,884.79	0.00	0.00	6,000.00	6,000.00	0.00%
01-200-001-5695	Intangible Asset	0.00	0.00	0.00	0.00	9,800.00	9,800.00	0.00%
Total Category: 56 - CAPITAL OUTLAY:		674,608.14	81,684.79	187,275.02	230,000.00	165,800.00	-64,200.00	-27.91%
Total Activity: 001 - General Operations:		4,665,163.03	4,175,848.10	2,457,723.34	4,591,487.00	5,468,270.00	876,783.00	19.10%
Activity: 210 - CALEA								
Category: 51 - SALARY & WAGES								
01-200-210-5103	CALEA SALARY - OT @ 1.5	926.49	1,709.36	441.38	0.00	0.00	0.00	0.00%
01-200-210-5110	CALEA - CIVILIAN SALARY	9,510.35	9,242.00	4,399.54	10,000.00	10,000.00	0.00	0.00%
Total Category: 51 - SALARY & WAGES:		10,436.84	10,951.36	4,840.92	10,000.00	10,000.00	0.00	0.00%
Category: 52 - FRINGE BENEFITS								
01-200-210-5260	CALEA - F I C A / MEDICARE	774.77	816.90	370.32	765.00	0.00	-765.00	-100.00%
01-200-210-5299	CALEA - FRINGE BENEFITS	2,120.40	1,821.99	452.54	0.00	0.00	0.00	0.00%
Total Category: 52 - FRINGE BENEFITS:		2,895.17	2,638.89	822.86	765.00	0.00	-765.00	-100.00%
Category: 55 - OTHER EXPENDITURES								
01-200-210-5510	DUES/MEMBERSHIPS	4,000.00	4,000.00	4,000.00	4,000.00	4,000.00	0.00	0.00%
01-200-210-5525	CALEA-HOSPITALITY	0.00	275.80	0.00	0.00	0.00	0.00	0.00%
01-200-210-5570	CALEA-INCIDENTALS	209.00	2.50	0.00	500.00	500.00	0.00	0.00%
01-200-210-5574	CALEA-REGISTRATION	200.00	800.00	800.00	2,100.00	2,100.00	0.00	0.00%
01-200-210-5576	CALEA-TRAVEL	5,433.15	2,930.99	0.00	1,500.00	4,500.00	3,000.00	200.00%
01-200-210-5599	MISCELLANEOUS OTHER	4,261.60	0.00	0.00	50.00	50.00	0.00	0.00%
Total Category: 55 - OTHER EXPENDITURES:		14,103.75	8,009.29	4,800.00	8,150.00	11,150.00	3,000.00	36.81%
Total Activity: 210 - CALEA:		27,435.76	21,599.54	10,463.78	18,915.00	21,150.00	2,235.00	11.82%
Activity: 211 - Parking Enforcement								
Category: 51 - SALARY & WAGES								
01-200-211-5110	REGULAR FT CIVILIAN SALARY	12,769.63	11,640.92	5,861.63	13,175.00	13,175.00	0.00	0.00%
Total Category: 51 - SALARY & WAGES:		12,769.63	11,640.92	5,861.63	13,175.00	13,175.00	0.00	0.00%

Budget Comparison Report

Account Number	FY24 Total Activity	FY25 Total Activity	FY26 YTD Activity Through Dec	Parent Budget	Comparison 1 Budget	Comparison 1 to Parent Budget	%	
				FY26 Adopted	FY2027 Proposed	Increase / (Decrease)		
Category: 52 - FRINGE BENEFITS								
01-200-211-5260	F I C A / MEDICARE	976.88	890.52	448.41	1,008.00	1,008.00	0.00	0.00%
01-200-211-5299	OTHER FRINGE BENEFITS	1,257.66	1,820.87	1,261.90	0.00	0.00	0.00	0.00%
	Total Category: 52 - FRINGE BENEFITS:	2,234.54	2,711.39	1,710.31	1,008.00	1,008.00	0.00	0.00%
Category: 55 - OTHER EXPENDITURES								
01-200-211-5599	MISCELLANEOUS OTHER	10,923.68	3,888.00	3,843.00	7,000.00	4,815.00	-2,185.00	-31.21%
	Total Category: 55 - OTHER EXPENDITURES:	10,923.68	3,888.00	3,843.00	7,000.00	4,815.00	-2,185.00	-31.21%
	Total Activity: 211 - Parking Enforcement:	25,927.85	18,240.31	11,414.94	21,183.00	18,998.00	-2,185.00	-10.31%
Activity: 212 - Speed Cameras								
Category: 51 - SALARY & WAGES								
01-200-212-5103	SALARY - OT	46.41	18,362.05	8,747.83	18,000.00	18,000.00	0.00	0.00%
	Total Category: 51 - SALARY & WAGES:	46.41	18,362.05	8,747.83	18,000.00	18,000.00	0.00	0.00%
Category: 52 - FRINGE BENEFITS								
01-200-212-5260	F I C A / MEDICARE - PE	3.55	1,148.47	674.18	1,377.00	1,377.00	0.00	0.00%
	Total Category: 52 - FRINGE BENEFITS:	3.55	1,148.47	674.18	1,377.00	1,377.00	0.00	0.00%
Category: 53 - CONTRACTED SERVICES								
01-200-212-5399	OTHER CONTRACTED SERVICES	50.00	184,092.90	97,732.00	177,600.00	190,800.00	13,200.00	7.43%
	Total Category: 53 - CONTRACTED SERVICES:	50.00	184,092.90	97,732.00	177,600.00	190,800.00	13,200.00	7.43%
Category: 55 - OTHER EXPENDITURES								
01-200-212-5599	MISCELLANEOUS OTHER	130.01	898.14	0.00	1,500.00	1,500.00	0.00	0.00%
	Total Category: 55 - OTHER EXPENDITURES:	130.01	898.14	0.00	1,500.00	1,500.00	0.00	0.00%
	Total Activity: 212 - Speed Cameras:	229.97	204,501.56	107,154.01	198,477.00	211,677.00	13,200.00	6.65%
Activity: 213 - UMMC - Unv MD Med Ctr								
Category: 51 - SALARY & WAGES								
01-200-213-5103	SALARY - OT	61,550.07	4,771.98	27,264.23	0.00	52,000.00	52,000.00	0.00%
01-200-213-5120	REGULAR FT SWORN SALARY	153,828.89	145,465.87	39,322.57	157,259.00	78,520.00	-78,739.00	-50.07%
	Total Category: 51 - SALARY & WAGES:	215,378.96	150,237.85	66,586.80	157,259.00	130,520.00	-26,739.00	-17.00%
Category: 52 - FRINGE BENEFITS								
01-200-213-5260	F I C A / MEDICARE	16,476.50	11,493.19	4,665.49	12,030.00	10,545.00	-1,485.00	-12.34%
01-200-213-5299	UMMC - FRINGE BENEFITS	27,657.56	23,497.46	7,350.51	29,317.00	36,500.00	7,183.00	24.50%
	Total Category: 52 - FRINGE BENEFITS:	44,134.06	34,990.65	12,016.00	41,347.00	47,045.00	5,698.00	13.78%
Category: 53 - CONTRACTED SERVICES								
01-200-213-5399	OTHER CONTRACTED SERVICES	1,716.00	1,453.72	397.50	1,716.00	0.00	-1,716.00	-100.00%
	Total Category: 53 - CONTRACTED SERVICES:	1,716.00	1,453.72	397.50	1,716.00	0.00	-1,716.00	-100.00%

Budget Comparison Report

Account Number	FY24 Total Activity	FY25 Total Activity	FY26 YTD Activity Through Dec	Parent Budget	Comparison 1 Budget	Comparison 1 to Parent Budget	%
				FY26 Adopted	FY2027 Proposed	Increase / (Decrease)	
Category: 55 - OTHER EXPENDITURES							
01-200-213-5599 MISCELLANEOUS OTHER	11,442.96	14,081.02	927.12	11,443.00	0.00	-11,443.00	-100.00%
Total Category: 55 - OTHER EXPENDITURES:	11,442.96	14,081.02	927.12	11,443.00	0.00	-11,443.00	-100.00%
Total Activity: 213 - UMMC - Unv MD Med Ctr:	272,671.98	200,763.24	79,927.42	211,765.00	177,565.00	-34,200.00	-16.15%
Activity: 214 - Police Reform							
Category: 53 - CONTRACTED SERVICES							
01-200-214-5399 OTHER CONTRACTED SERVICES	7,196.95	1,202.05	9,043.71	20,000.00	20,000.00	0.00	0.00%
Total Category: 53 - CONTRACTED SERVICES:	7,196.95	1,202.05	9,043.71	20,000.00	20,000.00	0.00	0.00%
Total Activity: 214 - Police Reform:	7,196.95	1,202.05	9,043.71	20,000.00	20,000.00	0.00	0.00%
Activity: 220 - Public Safety Cadet Program (Formerly Explorer Post)							
Category: 51 - SALARY & WAGES							
01-200-220-5103 SALARY - OT @ 1.5	1,190.99	0.00	0.00	1,200.00	1,200.00	0.00	0.00%
Total Category: 51 - SALARY & WAGES:	1,190.99	0.00	0.00	1,200.00	1,200.00	0.00	0.00%
Category: 52 - FRINGE BENEFITS							
01-200-220-5230 WORKMAN'S COMPENSATION	0.00	0.00	0.00	0.00	0.00	0.00	0.00%
01-200-220-5260 F I C A / MEDICARE	232.27	13.15	3.85	92.00	92.00	0.00	0.00%
Total Category: 52 - FRINGE BENEFITS:	232.27	13.15	3.85	92.00	92.00	0.00	0.00%
Category: 54 - SUPPLIES & MATERIALS							
01-200-220-5499 SUPPLIES - OTHER	56.16	0.00	85.00	750.00	750.00	0.00	0.00%
Total Category: 54 - SUPPLIES & MATERIALS:	56.16	0.00	85.00	750.00	750.00	0.00	0.00%
Category: 55 - OTHER EXPENDITURES							
01-200-220-5599 MISCELLANEOUS OTHER	4,013.16	995.00	600.00	3,800.00	2,500.00	-1,300.00	-34.21%
Total Category: 55 - OTHER EXPENDITURES:	4,013.16	995.00	600.00	3,800.00	2,500.00	-1,300.00	-34.21%
Total Activity: 220 - Public Safety Cadet Program (Formerly Exp..)	5,492.58	1,008.15	688.85	5,842.00	4,542.00	-1,300.00	-22.25%
Activity: 365 - Storms							
Category: 54 - SUPPLIES & MATERIALS							
01-200-365-5499 SUPPLIES - OTHER	0.00	324.81	0.00	1,000.00	1,000.00	0.00	0.00%
Total Category: 54 - SUPPLIES & MATERIALS:	0.00	324.81	0.00	1,000.00	1,000.00	0.00	0.00%
Total Activity: 365 - Storms:	0.00	324.81	0.00	1,000.00	1,000.00	0.00	0.00%
Activity: 470 - Special Events							
Category: 51 - SALARY & WAGES							
01-200-470-5102 SALARY - OT @ 1.0	589.45	595.47	1,156.62	0.00	0.00	0.00	0.00%
01-200-470-5103 SALARY - OT @ 1.5	7,653.03	8,918.37	7,911.07	14,808.00	14,808.00	0.00	0.00%
01-200-470-5120 REGULAR FT SWORN SALARY	239.25	0.00	0.00	0.00	0.00	0.00	0.00%
Total Category: 51 - SALARY & WAGES:	8,481.73	9,513.84	9,067.69	14,808.00	14,808.00	0.00	0.00%

Budget Comparison Report

Account Number	FY24 Total Activity	FY25 Total Activity	FY26 YTD Activity Through Dec	Parent Budget	Comparison 1 Budget	Comparison 1 to Parent Budget	%	
				FY26 Adopted	FY2027 Proposed	Increase / (Decrease)		
Category: 52 - FRINGE BENEFITS								
01-200-470-5205	DENTAL	0.72	0.00	0.00	0.00	0.00	0.00%	
01-200-470-5215	HEALTH INSURANCE	35.98	0.00	0.00	0.00	0.00	0.00%	
01-200-470-5220	LIFE INSURANCE W/H	2.14	0.00	0.00	0.00	0.00	0.00%	
01-200-470-5230	WORKMAN'S COMPENSATION	0.00	0.00	0.00	0.00	0.00	0.00%	
01-200-470-5260	F I C A / MEDICARE	647.98	699.66	698.06	0.00	1,133.00	1,133.00	0.00%
Total Category: 52 - FRINGE BENEFITS:		686.82	699.66	698.06	0.00	1,133.00	1,133.00	0.00%
Category: 53 - CONTRACTED SERVICES								
01-200-470-5399	OTHER CONTRACTED SERVICES	1,631.80	1,043.00	0.00	3,550.00	3,550.00	0.00	0.00%
Total Category: 53 - CONTRACTED SERVICES:		1,631.80	1,043.00	0.00	3,550.00	3,550.00	0.00	0.00%
Category: 54 - SUPPLIES & MATERIALS								
01-200-470-5499	SUPPLIES - PD Events	6,556.59	9,086.07	427.34	9,130.00	9,130.00	0.00	0.00%
Total Category: 54 - SUPPLIES & MATERIALS:		6,556.59	9,086.07	427.34	9,130.00	9,130.00	0.00	0.00%
Total Activity: 470 - Special Events:		17,356.94	20,342.57	10,193.09	27,488.00	28,621.00	1,133.00	4.12%
Report Total:		5,021,475.06	4,643,830.33	2,686,609.14	5,096,157.00	5,951,823.00	855,666.00	16.79%



Town of La Plata

Public Works Administration

Category	FY24 Total Activity	FY25 Total Activity	FY26 YTD Activity Through Dec	Parent Budget	Comparison 1 Budget	Comparison 1 to Parent Budget	%
				FY26 Adopted	FY2027 Proposed	Increase / (Decrease)	
51 - SALARY & WAGES	444,094.39	387,044.36	202,752.77	358,209.00	389,287.00	31,078.00	8.68%
52 - FRINGE BENEFITS	152,189.78	162,445.11	101,800.70	145,893.00	158,764.00	12,871.00	8.82%
53 - CONTRACTED SERVICES	34,963.49	37,365.60	10,536.33	121,078.00	31,900.00	-89,178.00	-73.65%
54 - SUPPLIES & MATERIALS	10,328.02	6,662.49	5,197.47	12,354.00	8,600.00	-3,754.00	-30.39%
55 - OTHER EXPENDITURES	15,087.18	10,713.29	5,108.26	13,460.00	18,000.00	4,540.00	33.73%
56 - CAPITAL OUTLAY	7,167.85	0.00	0.00	115,000.00	100,000.00	-15,000.00	-13.04%
59 - OTHER FINANCING USES	0.00	0.00	0.00	0.00	0.00	0.00	0.00%
Report Total:	663,830.71	604,230.85	325,395.53	765,994.00	706,551.00	-59,443.00	-7.76%



Town of La Plata

Account Number	FY24 Total Activity	FY25 Total Activity	FY26 YTD Activity Through Dec	Parent Budget	Comparison 1 Budget	Comparison 1 to Parent Budget	%
				FY26 Adopted	FY2027 Proposed	Increase / (Decrease)	
Activity: 001 - General Operations							
Category: 51 - SALARY & WAGES							
01-300-001-5102							
01-300-001-5103							
01-300-001-5110							
01-300-001-5160							
Total Category: 51 - SALARY & WAGES:	444,094.39	387,044.36	202,752.77	358,209.00	389,287.00	31,078.00	8.68%
Category: 52 - FRINGE BENEFITS							
01-300-001-5205							
01-300-001-5215							
01-300-001-5220							
01-300-001-5230							
01-300-001-5245							
01-300-001-5260							
01-300-001-5270							
01-300-001-5280							
Total Category: 52 - FRINGE BENEFITS:	152,189.78	162,445.11	101,800.70	145,893.00	158,764.00	12,871.00	8.82%
Category: 53 - CONTRACTED SERVICES							
01-300-001-5300							
01-300-001-5310							
01-300-001-5312							
01-300-001-5314							
01-300-001-5316							
01-300-001-5325							
01-300-001-5333							
01-300-001-5345							
01-300-001-5351							
01-300-001-5359							
01-300-001-5382							
01-300-001-5383							
01-300-001-5399							
Total Category: 53 - CONTRACTED SERVICES:	34,963.49	37,365.60	10,536.33	121,078.00	31,900.00	-89,178.00	-73.65%

Budget Comparison Report

Account Number	FY24 Total Activity	FY25 Total Activity	FY26 YTD Activity Through Dec	Parent Budget	Comparison 1 Budget	Comparison 1 to Parent Budget	%	
				FY26 Adopted	FY2027 Proposed	Increase / (Decrease)		
Category: 54 - SUPPLIES & MATERIALS								
01-300-001-5410	FUEL - GAS/DIESEL/OTHER	5,965.19	1,761.73	1,056.67	3,404.00	3,600.00	196.00	5.76%
01-300-001-5420	OFFICE SUPPLIES	1,629.29	782.48	340.27	1,500.00	1,500.00	0.00	0.00%
01-300-001-5445	UNIFORMS/SHOES/BOOTS	1,233.44	2,233.87	980.90	3,450.00	3,500.00	50.00	1.45%
01-300-001-5454	SM CAP - COMPUTER HARDWA	0.00	0.00	1,938.74	4,000.00	0.00	-4,000.00	-100.00%
01-300-001-5458	SM CAP - OTHER EQUIP	0.00	229.99	151.60	0.00	0.00	0.00	0.00%
01-300-001-5499	SUPPLIES - OTHER	1,500.10	1,654.42	729.29	0.00	0.00	0.00	0.00%
Total Category: 54 - SUPPLIES & MATERIALS:		10,328.02	6,662.49	5,197.47	12,354.00	8,600.00	-3,754.00	-30.39%
Category: 55 - OTHER EXPENDITURES								
01-300-001-5510	DUES/MEMBERSHIPS	548.33	433.00	449.00	800.00	800.00	0.00	0.00%
01-300-001-5525	HOSPITALITY/REFRESHMENTS/	1,978.77	4,915.66	216.73	4,500.00	4,500.00	0.00	0.00%
01-300-001-5570	INCIDENTALS-PARKING, TOLLS,	285.26	60.00	114.00	60.00	100.00	40.00	66.67%
01-300-001-5571	LODGING	3,078.56	0.00	0.00	2,400.00	2,600.00	200.00	8.33%
01-300-001-5572	MEALS	364.00	103.95	508.15	900.00	1,000.00	100.00	11.11%
01-300-001-5573	MILEAGE-LOCAL	0.00	0.00	754.60	0.00	0.00	0.00	0.00%
01-300-001-5574	REGISTRATION	8,489.00	5,200.68	2,625.00	2,000.00	6,000.00	4,000.00	200.00%
01-300-001-5576	TRAVEL-AIRFARE, RENTAL CAR,	343.26	0.00	0.00	2,800.00	3,000.00	200.00	7.14%
01-300-001-5599	MISCELLANEOUS OTHER	0.00	0.00	440.78	0.00	0.00	0.00	0.00%
Total Category: 55 - OTHER EXPENDITURES:		15,087.18	10,713.29	5,108.26	13,460.00	18,000.00	4,540.00	33.73%
Category: 56 - CAPITAL OUTLAY								
01-300-001-5672	MEDIUM DUTY VEHICLE	0.00	0.00	0.00	100,000.00	100,000.00	0.00	0.00%
01-300-001-5683	COMPUTER HARDWARE	1,063.76	0.00	0.00	0.00	0.00	0.00	0.00%
01-300-001-5689	OTHER EQUIP	6,104.09	0.00	0.00	15,000.00	0.00	-15,000.00	-100.00%
Total Category: 56 - CAPITAL OUTLAY:		7,167.85	0.00	0.00	115,000.00	100,000.00	-15,000.00	-13.04%
Category: 59 - OTHER FINANCING USES								
01-300-001-5960	VEHICLE RESERVE	0.00	0.00	0.00	0.00	0.00	0.00	0.00%
Total Category: 59 - OTHER FINANCING USES:		0.00	0.00	0.00	0.00	0.00	0.00	0.00%
Total Activity: 001 - General Operations:		663,830.71	604,230.85	325,395.53	765,994.00	706,551.00	-59,443.00	-7.76%
Activity: 902 - Public Works Building								
Category: 56 - CAPITAL OUTLAY								
01-300-902-5689	OTHER EQUIP	0.00	0.00	0.00	0.00	0.00	0.00	0.00%
Total Category: 56 - CAPITAL OUTLAY:		0.00	0.00	0.00	0.00	0.00	0.00	0.00%
Total Activity: 902 - Public Works Building:		0.00	0.00	0.00	0.00	0.00	0.00	0.00%
Report Total:		663,830.71	604,230.85	325,395.53	765,994.00	706,551.00	-59,443.00	-7.76%



Town of La Plata

Facility Operations

Category	FY24 Total Activity	FY25 Total Activity	FY26 YTD Activity Through Dec	Parent Budget	Comparison 1 Budget	Comparison 1 to Parent Budget	%
				FY26 Adopted	FY2027 Proposed	Increase / (Decrease)	
51 - SALARY & WAGES	65,608.10	99,401.12	60,524.16	110,299.00	204,178.00	93,879.00	85.11%
52 - FRINGE BENEFITS	35,371.97	45,234.17	39,171.82	53,514.00	119,759.00	66,245.00	123.79%
53 - CONTRACTED SERVICES	316,351.08	347,143.86	210,263.17	250,693.00	271,809.00	21,116.00	8.42%
54 - SUPPLIES & MATERIALS	10,443.62	27,956.51	10,848.46	19,504.00	22,050.00	2,546.00	13.05%
55 - OTHER EXPENDITURES	0.00	353.74	0.00	0.00	0.00	0.00	0.00%
56 - CAPITAL OUTLAY	5,476.16	15,022.71	7,280.46	1,645,825.00	1,644,000.00	-1,825.00	-0.11%
59 - OTHER FINANCING USES	150,000.00	150,000.00	75,000.00	150,000.00	0.00	-150,000.00	-100.00%
Report Total:	583,250.93	685,112.11	403,088.07	2,229,835.00	2,261,796.00	31,961.00	1.43%



Town of La Plata

Account Number	FY24 Total Activity	FY25 Total Activity	FY26 YTD Activity Through Dec	Parent Budget	Comparison 1 Budget	Comparison 1 to Parent Budget	%
				FY26 Adopted	FY2027 Proposed	Increase / (Decrease)	
Activity: 001 - General Operations							
Category: 51 - SALARY & WAGES							
01-310-001-5100							
	SALARY - PT	0.00	3,915.04	2,854.41	0.00	0.00	0.00%
01-310-001-5102							
	SALARY - OT @ 1.0	5.49	533.61	319.11	0.00	0.00	0.00%
01-310-001-5103							
	SALARY - OT @ 1.5	101.37	1,880.18	1,520.17	0.00	0.00	0.00%
01-310-001-5110							
	REGULAR FT CIVILIAN SALARY	58,145.56	86,734.43	51,811.42	97,279.00	186,525.00	89,246.00 91.74%
01-310-001-5160							
	MERIT/BONUSES	191.45	0.00	0.00	0.00	0.00	0.00%
	Total Category: 51 - SALARY & WAGES:	58,443.87	93,063.26	56,505.11	97,279.00	186,525.00	89,246.00 91.74%
Category: 52 - FRINGE BENEFITS							
01-310-001-5205							
	DENTAL	467.07	746.73	374.84	770.00	1,390.00	620.00 80.52%
01-310-001-5215							
	HEALTH INSURANCE	19,707.24	22,241.07	14,956.76	23,460.00	65,470.00	42,010.00 179.07%
01-310-001-5220							
	LIFE INSURANCE W/H	580.51	840.25	521.03	1,130.00	2,080.00	950.00 84.07%
01-310-001-5230							
	WORKERS' COMPENSATION	2,660.00	4,188.34	2,794.48	4,440.00	7,340.00	2,900.00 65.32%
01-310-001-5242							
	ICMA-ER 457	0.00	0.00	0.00	0.00	0.00	0.00%
01-310-001-5245							
	MSRPS PENSION	7,116.88	9,623.70	15,557.00	14,642.00	27,060.00	12,418.00 84.81%
01-310-001-5260							
	F I C A / MEDICARE	4,292.20	7,109.25	4,388.25	7,470.00	14,310.00	6,840.00 91.57%
	Total Category: 52 - FRINGE BENEFITS:	34,823.90	44,749.34	38,592.36	51,912.00	117,650.00	65,738.00 126.63%
Category: 53 - CONTRACTED SERVICES							
01-310-001-5310							
	INSURANCE - FLOOD	146.39	159.36	707.16	164.00	750.00	586.00 357.32%
01-310-001-5312							
	INSURANCE - LIABILITY	356.03	590.10	1,012.02	608.00	1,070.00	462.00 75.99%
01-310-001-5314							
	INSURANCE - PROPERTY	1,476.83	1,570.81	9,649.91	1,618.00	10,140.00	8,522.00 526.70%
01-310-001-5316							
	INSURANCE - VEHICLE	641.73	641.89	723.30	661.00	760.00	99.00 14.98%
01-310-001-5333							
	M&R-VEHICLES	602.70	7.35	660.41	1,000.00	1,000.00	0.00 0.00%
01-310-001-5338							
	M&R-OTHER	0.00	0.00	0.00	0.00	0.00	0.00%
01-310-001-5382							
	TELEPHONE-WIRELESS-DATA/V	480.12	480.12	240.06	500.00	600.00	100.00 20.00%
01-310-001-5383							
	TELEPHONE-WIRELESS-VOICE	412.50	302.80	421.18	400.00	1,800.00	1,400.00 350.00%
01-310-001-5399							
	OTHER CONTRACTED SERVICES	17,391.77	80,706.37	44,949.09	5,000.00	5,000.00	0.00 0.00%
	Total Category: 53 - CONTRACTED SERVICES:	21,508.07	84,458.80	58,363.13	9,951.00	21,120.00	11,169.00 112.24%
Category: 54 - SUPPLIES & MATERIALS							
01-310-001-5405							
	CUSTODIAL SUPPLIES	50.18	0.00	0.00	0.00	0.00	0.00%
01-310-001-5410							
	FUEL - GAS/DIESEL/OTHER	929.60	812.58	435.23	1,196.00	1,000.00	-196.00 -16.39%
01-310-001-5415							
	MAINTENANCE/SHOP SUPPLIE!	1,484.55	0.00	0.00	0.00	0.00	0.00%

Budget Comparison Report

Account Number	FY24 Total Activity	FY25 Total Activity	FY26 YTD Activity Through Dec	Parent Budget	Comparison 1 Budget	Comparison 1 to Parent Budget	%
				FY26 Adopted	FY2027 Proposed	Increase / (Decrease)	
01-310-001-5445	0.00	1,268.33	1,114.61	1,608.00	2,000.00	392.00	24.38%
01-310-001-5499	272.65	195.59	181.64	300.00	400.00	100.00	33.33%
Total Category: 54 - SUPPLIES & MATERIALS:	2,736.98	2,276.50	1,731.48	3,104.00	3,400.00	296.00	9.54%
Category: 56 - CAPITAL OUTLAY							
01-310-001-5611	0.00	0.00	0.00	350,000.00	0.00	-350,000.00	-100.00%
01-310-001-5672	0.00	0.00	0.00	0.00	100,000.00	100,000.00	0.00%
01-310-001-5683	0.00	0.00	0.00	0.00	0.00	0.00	0.00%
Total Category: 56 - CAPITAL OUTLAY:	0.00	0.00	0.00	350,000.00	100,000.00	-250,000.00	-71.43%
Category: 59 - OTHER FINANCING USES							
01-310-001-5912	150,000.00	150,000.00	75,000.00	150,000.00	0.00	-150,000.00	-100.00%
Total Category: 59 - OTHER FINANCING USES:	150,000.00	150,000.00	75,000.00	150,000.00	0.00	-150,000.00	-100.00%
Total Activity: 001 - General Operations:	267,512.82	374,547.90	230,192.08	662,246.00	428,695.00	-233,551.00	-35.27%
Activity: 900 - Town Hall							
Category: 51 - SALARY & WAGES							
01-310-900-5100	4,656.73	4,119.59	2,612.48	9,105.00	13,738.00	4,633.00	50.88%
Total Category: 51 - SALARY & WAGES:	4,656.73	4,119.59	2,612.48	9,105.00	13,738.00	4,633.00	50.88%
Category: 52 - FRINGE BENEFITS							
01-310-900-5230	0.00	0.00	191.00	420.00	550.00	130.00	30.95%
01-310-900-5260	356.27	315.13	199.89	700.00	1,060.00	360.00	51.43%
Total Category: 52 - FRINGE BENEFITS:	356.27	315.13	390.89	1,120.00	1,610.00	490.00	43.75%
Category: 53 - CONTRACTED SERVICES							
01-310-900-5330	3,001.03	8,860.79	5,798.09	6,500.00	10,000.00	3,500.00	53.85%
01-310-900-5338	9,697.18	1,198.00	724.20	0.00	0.00	0.00	0.00%
01-310-900-5370	5,962.65	19,379.52	11,022.87	21,712.00	22,000.00	288.00	1.33%
01-310-900-5373	2,079.87	1,919.88	319.98	2,000.00	2,000.00	0.00	0.00%
01-310-900-5399	106,328.80	53,306.78	25,317.15	55,858.00	57,273.00	1,415.00	2.53%
Total Category: 53 - CONTRACTED SERVICES:	127,069.53	84,664.97	43,182.29	86,070.00	91,273.00	5,203.00	6.05%
Category: 54 - SUPPLIES & MATERIALS							
01-310-900-5405	1,328.54	1,049.85	1,033.00	1,250.00	1,500.00	250.00	20.00%
01-310-900-5410	0.00	0.00	0.00	0.00	0.00	0.00	0.00%
01-310-900-5430	78.11	3,948.26	0.00	500.00	500.00	0.00	0.00%
01-310-900-5450	0.00	15,290.00	0.00	0.00	0.00	0.00	0.00%
01-310-900-5499	429.51	272.53	265.97	500.00	500.00	0.00	0.00%
Total Category: 54 - SUPPLIES & MATERIALS:	1,836.16	20,560.64	1,298.97	2,250.00	2,500.00	250.00	11.11%

Budget Comparison Report

Account Number	FY24 Total Activity	FY25 Total Activity	FY26 YTD Activity Through Dec	Parent Budget	Comparison 1 Budget	Comparison 1 to Parent Budget	%	
				FY26 Adopted	FY2027 Proposed	Increase / (Decrease)		
Category: 56 - CAPITAL OUTLAY								
01-310-900-5611	BUILDING IMPROVEMENTS - TI	0.00	0.00	0.00	0.00	0.00	0.00%	
Total Category: 56 - CAPITAL OUTLAY:		0.00	0.00	0.00	0.00	0.00	0.00%	
Total Activity: 900 - Town Hall:		133,918.69	109,660.33	47,484.63	98,545.00	109,121.00	10.73%	
Activity: 901 - LPPD Station								
Category: 51 - SALARY & WAGES								
01-310-901-5100	SALARY - PT	2,507.50	2,218.27	1,406.57	3,915.00	3,915.00	0.00%	
Total Category: 51 - SALARY & WAGES:		2,507.50	2,218.27	1,406.57	3,915.00	3,915.00	0.00%	
Category: 52 - FRINGE BENEFITS								
01-310-901-5230	WORKMAN'S COMPENSATION	0.00	0.00	81.00	181.00	181.00	0.00%	
01-310-901-5260	F I C A / MEDICARE	191.80	169.70	107.57	301.00	318.00	5.65%	
Total Category: 52 - FRINGE BENEFITS:		191.80	169.70	188.57	482.00	499.00	3.53%	
Category: 53 - CONTRACTED SERVICES								
01-310-901-5330	M&R-BUILDINGS	729.49	11,489.49	-744.42	5,000.00	5,000.00	0.00%	
01-310-901-5338	M&R-OTHER	3,586.00	1,522.76	0.00	5,000.00	5,000.00	0.00%	
01-310-901-5370	ELECTRICITY-POLICE STN	7,418.36	9,339.33	5,576.87	10,624.00	10,624.00	0.00%	
01-310-901-5371	NATURAL GAS/PROPANE/HEAT	5,888.53	7,779.51	3,024.30	7,000.00	7,000.00	0.00%	
01-310-901-5373	INTERNET SERVICE	3,331.29	3,928.29	1,835.07	3,600.00	3,600.00	0.00%	
01-310-901-5399	OTHER CONTRACTED SERVICES	21,298.90	11,609.97	4,728.78	9,256.00	9,256.00	0.00%	
Total Category: 53 - CONTRACTED SERVICES:		42,252.57	45,669.35	14,420.60	40,480.00	40,480.00	0.00%	
Category: 54 - SUPPLIES & MATERIALS								
01-310-901-5405	CUSTODIAL SUPPLIES	1,160.53	987.32	806.00	750.00	750.00	0.00%	
01-310-901-5430	REPAIR/REPLACEMENT PARTS/	0.00	185.00	0.00	0.00	0.00	0.00%	
01-310-901-5499	SUPPLIES - OTHER	514.39	450.44	188.58	0.00	0.00	0.00%	
Total Category: 54 - SUPPLIES & MATERIALS:		1,674.92	1,622.76	994.58	750.00	750.00	0.00%	
Total Activity: 901 - LPPD Station:		46,626.79	49,680.08	17,010.32	45,627.00	45,644.00	17.00	0.04%
Activity: 902 - Public Works Building								
Category: 53 - CONTRACTED SERVICES								
01-310-902-5330	M&R-BUILDINGS	1,134.64	7,828.36	7,703.92	5,000.00	7,500.00	2,500.00	50.00%
01-310-902-5338	M&R-OTHER	2,532.57	4,328.00	3,420.00	5,000.00	5,000.00	0.00	0.00%
01-310-902-5370	ELECTRICITY-PUBLIC WORKS BL	6,767.48	8,335.22	4,232.39	9,288.00	9,300.00	12.00	0.13%
01-310-902-5371	NATURAL GAS/PROPANE/HEAT	12,624.13	13,899.65	537.68	14,000.00	14,000.00	0.00	0.00%
01-310-902-5373	INTERNET SERVICE	1,429.87	1,209.89	1,167.22	1,400.00	2,800.00	1,400.00	100.00%
01-310-902-5399	OTHER CONTRACTED SERVICES	14,842.49	13,268.16	6,558.64	16,750.00	17,236.00	486.00	2.90%
Total Category: 53 - CONTRACTED SERVICES:		39,331.18	48,869.28	23,619.85	51,438.00	55,836.00	4,398.00	8.55%
Category: 54 - SUPPLIES & MATERIALS								
01-310-902-5405	CUSTODIAL SUPPLIES	706.75	697.98	365.93	700.00	700.00	0.00	0.00%

Budget Comparison Report

Account Number		FY24 Total Activity	FY25 Total Activity	FY26 YTD Activity Through Dec	Parent Budget	Comparison 1 Budget	Comparison 1 to Parent Budget	%
					FY26 Adopted	FY2027 Proposed	Increase / (Decrease)	
01-310-902-5410	FUEL - GAS/DIESEL/OTHER	208.91	0.00	0.00	300.00	300.00	0.00	0.00%
01-310-902-5415	MAINTENANCE/SHOP SUPPLIE	0.00	0.00	0.00	0.00	0.00	0.00	0.00%
01-310-902-5440	TOOLS/EQUIPMENT	87.25	0.00	0.00	0.00	0.00	0.00	0.00%
01-310-902-5450	SM CAP - BUILDING/SITE IMPR	0.00	0.00	0.00	10,000.00	10,000.00	0.00	0.00%
01-310-902-5499	SUPPLIES - OTHER	1,292.47	146.08	17.36	0.00	0.00	0.00	0.00%
Total Category: 54 - SUPPLIES & MATERIALS:		2,295.38	844.06	383.29	11,000.00	11,000.00	0.00	0.00%
Category: 56 - CAPITAL OUTLAY								
01-310-902-5611	BLDG IMPRVMENTS-PW BLDG	0.00	0.00	0.00	0.00	0.00	0.00	0.00%
01-310-902-5686	OFFICE EQUIP/FURNITURE	359.99	0.00	0.00	0.00	0.00	0.00	0.00%
01-310-902-5689	OTHER EQUIP	5,116.17	0.00	0.00	0.00	0.00	0.00	0.00%
Total Category: 56 - CAPITAL OUTLAY:		5,476.16	0.00	0.00	0.00	0.00	0.00	0.00%
Total Activity: 902 - Public Works Building:		47,102.72	49,713.34	24,003.14	62,438.00	66,836.00	4,398.00	7.04%
Activity: 904 - 107 Maple								
Category: 53 - CONTRACTED SERVICES								
01-310-904-5338	M&R-OTHER	40.81	403.34	0.00	0.00	0.00	0.00	0.00%
01-310-904-5370	ELECTRICITY-107 MAPLE	138.29	149.55	76.02	165.00	165.00	0.00	0.00%
01-310-904-5371	NATURAL GAS/PROPANE/HEAT	0.00	0.00	0.00	0.00	0.00	0.00	0.00%
01-310-904-5399	OTHER CONTRACTED SERVICES	400.00	491.96	200.00	1,200.00	1,236.00	36.00	3.00%
Total Category: 53 - CONTRACTED SERVICES:		579.10	1,044.85	276.02	1,365.00	1,401.00	36.00	2.64%
Category: 54 - SUPPLIES & MATERIALS								
01-310-904-5430	REPAIR/REPLACEMENT PARTS/	0.00	712.53	0.00	1,000.00	1,000.00	0.00	0.00%
01-310-904-5499	SUPPLIES - OTHER	0.00	0.00	0.00	0.00	0.00	0.00	0.00%
Total Category: 54 - SUPPLIES & MATERIALS:		0.00	712.53	0.00	1,000.00	1,000.00	0.00	0.00%
Total Activity: 904 - 107 Maple:		579.10	1,757.38	276.02	2,365.00	2,401.00	36.00	1.52%
Activity: 905 - Wills Park Community Bldg								
Category: 53 - CONTRACTED SERVICES								
01-310-905-5330	M&R-BUILDINGS	84.64	1,045.80	850.15	500.00	1,000.00	500.00	100.00%
01-310-905-5338	M&R-OTHER	565.00	98.78	0.00	0.00	0.00	0.00	0.00%
01-310-905-5370	ELECTRICITY-WILLS PRK COM C	3,145.39	3,640.26	1,967.27	4,066.00	4,100.00	34.00	0.84%
01-310-905-5371	NATURAL GAS/PROPANE/HEAT	718.96	1,327.98	360.28	2,000.00	2,000.00	0.00	0.00%
01-310-905-5399	OTHER CONTRACTED SERVICES	18,147.16	5,231.70	765.97	1,815.00	1,870.00	55.00	3.03%
Total Category: 53 - CONTRACTED SERVICES:		22,661.15	11,344.52	3,943.67	8,381.00	8,970.00	589.00	7.03%
Category: 54 - SUPPLIES & MATERIALS								
01-310-905-5405	CUSTODIAL SUPPLIES	414.97	436.07	326.05	500.00	600.00	100.00	20.00%

Budget Comparison Report

Account Number	FY24 Total Activity	FY25 Total Activity	FY26 YTD Activity Through Dec	Parent Budget	Comparison 1 Budget	Comparison 1 to Parent Budget	%
				FY26 Adopted	FY2027 Proposed	Increase / (Decrease)	
01-310-905-5430 REPAIR/REPLACEMENT PARTS/	361.44	662.54	8.68	600.00	500.00	-100.00	-16.67%
Total Category: 54 - SUPPLIES & MATERIALS:	776.41	1,098.61	334.73	1,100.00	1,100.00	0.00	0.00%
Total Activity: 905 - Wills Park Community Bldg:	23,437.56	12,443.13	4,278.40	9,481.00	10,070.00	589.00	6.21%
Activity: 906 - Train Station							
Category: 53 - CONTRACTED SERVICES							
01-310-906-5338 M&R-OTHER	81.13	506.60	0.00	1,000.00	750.00	-250.00	-25.00%
01-310-906-5353 PROF SVCS-CONTRACTOR	65.00	0.00	0.00	0.00	0.00	0.00	0.00%
01-310-906-5370 ELECTRICITY-TRAIN STN.	2,005.11	2,248.86	936.73	2,843.00	2,750.00	-93.00	-3.27%
01-310-906-5399 OTHER CONTRACTED SERVICES	3,488.04	3,607.91	2,106.60	3,350.00	3,451.00	101.00	3.01%
Total Category: 53 - CONTRACTED SERVICES:	5,639.28	6,363.37	3,043.33	7,193.00	6,951.00	-242.00	-3.36%
Category: 54 - SUPPLIES & MATERIALS							
01-310-906-5430 REPAIR/REPLACEMENT PARTS/	46.60	110.53	0.00	0.00	0.00	0.00	0.00%
Total Category: 54 - SUPPLIES & MATERIALS:	46.60	110.53	0.00	0.00	0.00	0.00	0.00%
Total Activity: 906 - Train Station:	5,685.88	6,473.90	3,043.33	7,193.00	6,951.00	-242.00	-3.36%
Activity: 907 - Fire Station Museum							
Category: 53 - CONTRACTED SERVICES							
01-310-907-5330 M&R-BUILDINGS	540.00	346.30	0.00	1,000.00	750.00	-250.00	-25.00%
01-310-907-5338 M&R-OTHER	900.00	0.00	500.00	0.00	0.00	0.00	0.00%
01-310-907-5370 ELECTRICITY-FIRE STN MUSEUM	2,503.59	3,129.53	1,271.57	3,468.00	3,000.00	-468.00	-13.49%
01-310-907-5371 NATURAL GAS/PROPANE/HEAT	308.81	0.00	0.00	0.00	0.00	0.00	0.00%
01-310-907-5399 OTHER CONTRACTED SERVICES	7,451.18	1,876.44	1,468.66	1,680.00	1,730.00	50.00	2.98%
Total Category: 53 - CONTRACTED SERVICES:	11,703.58	5,352.27	3,240.23	6,148.00	5,480.00	-668.00	-10.87%
Category: 56 - CAPITAL OUTLAY							
01-310-907-5699 OTHER CAPITAL - Fire Museum	0.00	6,000.00	0.00	45,825.00	144,000.00	98,175.00	214.24%
Total Category: 56 - CAPITAL OUTLAY:	0.00	6,000.00	0.00	45,825.00	144,000.00	98,175.00	214.24%
Total Activity: 907 - Fire Station Museum:	11,703.58	11,352.27	3,240.23	51,973.00	149,480.00	97,507.00	187.61%
Activity: 908 - Old PW Office							
Category: 53 - CONTRACTED SERVICES							
01-310-908-5338 M&R-OTHER-400 DORCHESTER	2,437.37	0.00	540.00	1,000.00	1,000.00	0.00	0.00%
01-310-908-5370 ELECTRICITY-400 DORCHESTER	876.56	1,458.10	571.75	1,678.00	1,678.00	0.00	0.00%
01-310-908-5373 INTERNET SERVICE	2,388.60	1,994.45	0.00	2,500.00	2,500.00	0.00	0.00%
01-310-908-5380 TELEPHONE-LOCAL SERVICE	847.09	568.21	0.00	410.00	410.00	0.00	0.00%
01-310-908-5399 OTHER CONTRACTED SERVICES	0.00	0.00	0.00	0.00	0.00	0.00	0.00%
Total Category: 53 - CONTRACTED SERVICES:	6,549.62	4,020.76	1,111.75	5,588.00	5,588.00	0.00	0.00%

Budget Comparison Report

Account Number	FY24 Total Activity	FY25 Total Activity	FY26 YTD Activity Through Dec	Parent Budget	Comparison 1 Budget	Comparison 1 to Parent Budget	%
				FY26 Adopted	FY2027 Proposed	Increase / (Decrease)	
Category: 54 - SUPPLIES & MATERIALS							
01-310-908-5499 SUPPLIES - OTHER	67.92	0.00	0.00	0.00	0.00	0.00	0.00%
Total Category: 54 - SUPPLIES & MATERIALS:	67.92	0.00	0.00	0.00	0.00	0.00	0.00%
Category: 56 - CAPITAL OUTLAY							
01-310-908-5686 OFFICE EQUIP/FURNITURE	0.00	0.00	0.00	0.00	0.00	0.00	0.00%
01-310-908-5699 OTHER CAPITAL	0.00	0.00	0.00	0.00	0.00	0.00	0.00%
Total Category: 56 - CAPITAL OUTLAY:	0.00	0.00	0.00	0.00	0.00	0.00	0.00%
Total Activity: 908 - Old PW Office:	6,617.54	4,020.76	1,111.75	5,588.00	5,588.00	0.00	0.00%
Activity: 909 - Old PW Shop							
Category: 53 - CONTRACTED SERVICES							
01-310-909-5330 M&R-BUILDINGS-402 POTOMA	0.00	0.00	0.00	0.00	0.00	0.00	0.00%
01-310-909-5338 M&R-OTHER-402 POTOMAC AV	0.00	0.00	40.00	0.00	0.00	0.00	0.00%
01-310-909-5370 ELECTRICITY-402 POTOMAC AV	731.43	880.50	391.67	923.00	900.00	-23.00	-2.49%
01-310-909-5371 NAT GAS/PROPANE/HEATING (0.00	0.00	0.00	0.00	0.00	0.00	0.00%
Total Category: 53 - CONTRACTED SERVICES:	731.43	880.50	431.67	923.00	900.00	-23.00	-2.49%
Category: 54 - SUPPLIES & MATERIALS							
01-310-909-5499 SUPPLIES-OTH-402 POTOMAC	40.00	0.00	0.00	100.00	100.00	0.00	0.00%
Total Category: 54 - SUPPLIES & MATERIALS:	40.00	0.00	0.00	100.00	100.00	0.00	0.00%
Category: 56 - CAPITAL OUTLAY							
01-310-909-5611 BUILDING IMPROVEMENTS	0.00	0.00	0.00	1,250,000.00	1,400,000.00	150,000.00	12.00%
Total Category: 56 - CAPITAL OUTLAY:	0.00	0.00	0.00	1,250,000.00	1,400,000.00	150,000.00	12.00%
Total Activity: 909 - Old PW Shop:	771.43	880.50	431.67	1,251,023.00	1,401,000.00	149,977.00	11.99%
Activity: 910 - Old Inspection Shop							
Category: 53 - CONTRACTED SERVICES							
01-310-910-5338 M&R-OTHER-500 DORCHESTER	2,993.46	1,018.51	26,153.50	0.00	0.00	0.00	0.00%
01-310-910-5370 ELECTRICITY-500 DORCHESTER	3,362.90	5,429.26	1,002.87	4,797.00	4,797.00	0.00	0.00%
01-310-910-5371 HEATING OIL--500 DORCHESTE	0.00	0.00	0.00	0.00	0.00	0.00	0.00%
01-310-910-5373 INTERNET SERVICE --500 DORC	2,794.44	2,794.44	1,397.22	3,300.00	3,300.00	0.00	0.00%
01-310-910-5380 TELEPHONE-LOCAL SVC- 500 D	1,143.40	1,294.97	686.46	1,300.00	1,300.00	0.00	0.00%
01-310-910-5399 OTH CONTRACTED SVCS-500 D	334.24	932.36	-95.98	500.00	500.00	0.00	0.00%
Total Category: 53 - CONTRACTED SERVICES:	10,628.44	11,469.54	29,144.07	9,897.00	9,897.00	0.00	0.00%
Total Activity: 910 - Old Inspection Shop :	10,628.44	11,469.54	29,144.07	9,897.00	9,897.00	0.00	0.00%
Activity: 912 - Park & Ride Lot							
Category: 53 - CONTRACTED SERVICES							
01-310-912-5399 OTHR CNTR SVC	15,872.00	7,479.31	4,089.03	5,000.00	5,000.00	0.00	0.00%
Total Category: 53 - CONTRACTED SERVICES:	15,872.00	7,479.31	4,089.03	5,000.00	5,000.00	0.00	0.00%

Budget Comparison Report

Account Number	FY24 Total Activity	FY25 Total Activity	FY26 YTD Activity Through Dec	Parent Budget	Comparison 1 Budget	Comparison 1 to Parent Budget	%
				FY26 Adopted	FY2027 Proposed	Increase / (Decrease)	
Category: 56 - CAPITAL OUTLAY							
01-310-912-5629 OTHER SITE IMPROVEMENTS	0.00	8,885.21	7,280.46	0.00	0.00	0.00	0.00%
Total Category: 56 - CAPITAL OUTLAY:	0.00	8,885.21	7,280.46	0.00	0.00	0.00	0.00%
Total Activity: 912 - Park & Ride Lot:	15,872.00	16,364.52	11,369.49	5,000.00	5,000.00	0.00	0.00%
Activity: 913 - 112 St Mary's Ave							
Category: 53 - CONTRACTED SERVICES							
01-310-913-5330 M&R-112 ST MARY"S	2,841.21	6,312.53	5,670.85	1,000.00	1,000.00	0.00	0.00%
01-310-913-5370 ELECTRICITY-`112 ST MARY"S	0.00	442.45	654.88	1,946.00	500.00	-1,446.00	-74.31%
01-310-913-5371 HEATING OIL-112 ST MARY'S A	0.00	1,491.57	0.00	0.00	0.00	0.00	0.00%
01-310-913-5399 112 ST MARY'S - OTHER CONF	0.00	0.00	2,850.00	0.00	0.00	0.00	0.00%
Total Category: 53 - CONTRACTED SERVICES:	2,841.21	8,246.55	9,175.73	2,946.00	1,500.00	-1,446.00	-49.08%
Category: 55 - OTHER EXPENDITURES							
01-310-913-5538 INTEREST-OTHER-112 ST MARY	0.00	353.74	0.00	0.00	0.00	0.00	0.00%
Total Category: 55 - OTHER EXPENDITURES:	0.00	353.74	0.00	0.00	0.00	0.00	0.00%
Total Activity: 913 - 112 St Mary's Ave:	2,841.21	8,600.29	9,175.73	2,946.00	1,500.00	-1,446.00	-49.08%
Activity: 914 - 118 St Mary's Ave							
Category: 53 - CONTRACTED SERVICES							
01-310-914-5330 M&R-BUILDINGS-118 ST MARY	98.25	2,922.60	3,069.55	1,000.00	1,000.00	0.00	0.00%
01-310-914-5370 ELECTRICITY-118 ST MARY'S	112.64	242.00	62.43	246.00	246.00	0.00	0.00%
01-310-914-5371 HEATING OIL-118 ST MARY'S	1,331.27	1,726.55	268.57	0.00	0.00	0.00	0.00%
01-310-914-5399 OTHER CONTRACTED SERVICES	2,779.05	355.00	245.00	0.00	0.00	0.00	0.00%
Total Category: 53 - CONTRACTED SERVICES:	4,321.21	5,246.15	3,645.55	1,246.00	1,246.00	0.00	0.00%
Total Activity: 914 - 118 St Mary's Ave:	4,321.21	5,246.15	3,645.55	1,246.00	1,246.00	0.00	0.00%
Activity: 915 - 302 Queen Anne St							
Category: 53 - CONTRACTED SERVICES							
01-310-915-5314 302 QUEEN ANNE-Prop Ins	0.00	17.00	0.00	0.00	0.00	0.00	0.00%
01-310-915-5330 M&R-BUILDINGS	0.00	2,428.17	1,293.85	1,000.00	1,000.00	0.00	0.00%
01-310-915-5370 ELECTRICITY-302 QUEEN ANNE	448.45	1,807.03	1,152.50	3,330.00	3,330.00	0.00	0.00%
01-310-915-5373 INTERNET SERVICE	0.00	1,242.67	813.99	1,848.00	1,848.00	0.00	0.00%
01-310-915-5399 OTHER CONTRACTED SERVICES	0.00	4,246.40	3,112.77	1,200.00	1,200.00	0.00	0.00%
Total Category: 53 - CONTRACTED SERVICES:	448.45	9,741.27	6,373.11	7,378.00	7,378.00	0.00	0.00%
Total Activity: 915 - 302 Queen Anne St:	448.45	9,741.27	6,373.11	7,378.00	7,378.00	0.00	0.00%
Activity: 916 - TOWN HALL CONCESSION STAND							
Category: 53 - CONTRACTED SERVICES							
01-310-916-5370 ELECTRICITY- TH CONCESSION :	2,741.38	3,847.14	692.02	4,131.00	4,131.00	0.00	0.00%
Total Category: 53 - CONTRACTED SERVICES:	2,741.38	3,847.14	692.02	4,131.00	4,131.00	0.00	0.00%

Budget Comparison Report

Account Number	FY24 Total Activity	FY25 Total Activity	FY26 YTD Activity Through Dec	Parent Budget	Comparison 1 Budget	Comparison 1 to Parent Budget	%
				FY26 Adopted	FY2027 Proposed	Increase / (Decrease)	
Category: 54 - SUPPLIES & MATERIALS							
01-310-916-5499 SUPPLIES - OTHER	31.92	273.68	27.92	200.00	200.00	0.00	0.00%
Total Category: 54 - SUPPLIES & MATERIALS:	31.92	273.68	27.92	200.00	200.00	0.00	0.00%
Category: 56 - CAPITAL OUTLAY							
01-310-916-5611 BUILDING IMPROVEMENTS	0.00	137.50	0.00	0.00	0.00	0.00	0.00%
Total Category: 56 - CAPITAL OUTLAY:	0.00	137.50	0.00	0.00	0.00	0.00	0.00%
Total Activity: 916 - TOWN HALL CONCESSION STAND:	2,773.30	4,258.32	719.94	4,331.00	4,331.00	0.00	0.00%
Activity: 917 - 206 WASHINGTON AVE							
Category: 53 - CONTRACTED SERVICES							
01-310-917-5338 M&R-OTHER	18.49	0.00	0.00	0.00	0.00	0.00	0.00%
Total Category: 53 - CONTRACTED SERVICES:	18.49	0.00	0.00	0.00	0.00	0.00	0.00%
Total Activity: 917 - 206 WASHINGTON AVE:	18.49	0.00	0.00	0.00	0.00	0.00	0.00%
Activity: 918 - 208 WASHINGTON AVE							
Category: 53 - CONTRACTED SERVICES							
01-310-918-5370 ELECTRICITY-208 WASHINGTON	110.82	119.75	21.27	134.00	134.00	0.00	0.00%
Total Category: 53 - CONTRACTED SERVICES:	110.82	119.75	21.27	134.00	134.00	0.00	0.00%
Total Activity: 918 - 208 WASHINGTON AVE:	110.82	119.75	21.27	134.00	134.00	0.00	0.00%
Activity: 919 - 206A WASHINGTON AVE							
Category: 53 - CONTRACTED SERVICES							
01-310-919-5370 ELECTRICITY-206A WASHINGTON	117.99	119.59	60.42	133.00	133.00	0.00	0.00%
Total Category: 53 - CONTRACTED SERVICES:	117.99	119.59	60.42	133.00	133.00	0.00	0.00%
Total Activity: 919 - 206A WASHINGTON AVE:	117.99	119.59	60.42	133.00	133.00	0.00	0.00%
Activity: 921 - 111 N MAPLE AVE							
Category: 53 - CONTRACTED SERVICES							
01-310-921-5370 ELECTRICITY - 111 N MAPLE	551.74	554.97	278.82	620.00	620.00	0.00	0.00%
Total Category: 53 - CONTRACTED SERVICES:	551.74	554.97	278.82	620.00	620.00	0.00	0.00%
Total Activity: 921 - 111 N MAPLE AVE:	551.74	554.97	278.82	620.00	620.00	0.00	0.00%
Activity: 936 - Tilghman Lake							
Category: 53 - CONTRACTED SERVICES							
01-310-936-5370 ELECTRICITY-TILGHMAN LAKE E	0.00	1,856.07	429.21	0.00	2,100.00	2,100.00	0.00%
01-310-936-5399 OTH CNTRCTD SVCS-TL BTHRM	0.00	4,727.20	330.00	1,000.00	1,000.00	0.00	0.00%
Total Category: 53 - CONTRACTED SERVICES:	0.00	6,583.27	759.21	1,000.00	3,100.00	2,100.00	210.00%
Category: 54 - SUPPLIES & MATERIALS							
01-310-936-5405 CUSTODIAL SUPPLIES	112.33	441.57	356.03	0.00	0.00	0.00	0.00%

Budget Comparison Report

Account Number	FY24 Total Activity	FY25 Total Activity	FY26 YTD Activity Through Dec	Parent Budget	Comparison 1 Budget	Comparison 1 to Parent Budget	%
				FY26 Adopted	FY2027 Proposed	Increase / (Decrease)	
01-310-936-5430 REPAIR/REPLACEMENT PARTS/	825.00	0.00	5,721.46	0.00	2,000.00	2,000.00	0.00%
Total Category: 54 - SUPPLIES & MATERIALS:	937.33	441.57	6,077.49	0.00	2,000.00	2,000.00	0.00%
Total Activity: 936 - Tilghman Lake:	937.33	7,024.84	6,836.70	1,000.00	5,100.00	4,100.00	410.00%
Activity: 938 - Wills Park							
Category: 54 - SUPPLIES & MATERIALS							
01-310-938-5405 CUSTODIAL SUPPLIES	0.00	15.63	0.00	0.00	0.00	0.00	0.00%
Total Category: 54 - SUPPLIES & MATERIALS:	0.00	15.63	0.00	0.00	0.00	0.00	0.00%
Total Activity: 938 - Wills Park:	0.00	15.63	0.00	0.00	0.00	0.00	0.00%
Activity: 970 - North							
Category: 53 - CONTRACTED SERVICES							
01-310-970-5370 ELECTRICITY-TOWN SIGH NORI	343.14	319.88	182.52	338.00	338.00	0.00	0.00%
01-310-970-5399 OTHER CONTRACTED SERVICES	0.00	450.00	550.00	0.00	0.00	0.00	0.00%
Total Category: 53 - CONTRACTED SERVICES:	343.14	769.88	732.52	338.00	338.00	0.00	0.00%
Total Activity: 970 - North:	343.14	769.88	732.52	338.00	338.00	0.00	0.00%
Activity: 971 - South							
Category: 53 - CONTRACTED SERVICES							
01-310-971-5370 ELECTRICITY_TOWN SIGN SOU'	330.70	297.77	158.88	333.00	333.00	0.00	0.00%
01-310-971-5399 OTHER CONTRACTED SERVICES	0.00	0.00	3,500.00	0.00	0.00	0.00	0.00%
Total Category: 53 - CONTRACTED SERVICES:	330.70	297.77	3,658.88	333.00	333.00	0.00	0.00%
Total Activity: 971 - South:	330.70	297.77	3,658.88	333.00	333.00	0.00	0.00%
Report Total:	583,250.93	685,112.11	403,088.07	2,229,835.00	2,261,796.00	31,961.00	1.43%



Town of La Plata

Fleet Maintenance

Category	FY24	FY25	FY26	Parent Budget	Comparison 1 Budget	Comparison 1 to Parent Budget	%
	Total Activity	Total Activity	YTD Activity Through Dec	FY26 Adopted	FY2027 Proposed	Increase / (Decrease)	
51 - SALARY & WAGES	94,884.75	32,704.97	7,684.42	88,501.00	83,035.00	-5,466.00	-6.18%
52 - FRINGE BENEFITS	36,991.10	14,128.75	6,212.82	52,186.00	23,455.00	-28,731.00	-55.05%
53 - CONTRACTED SERVICES	11,930.57	8,570.44	7,815.22	18,995.00	18,870.00	-125.00	-0.66%
54 - SUPPLIES & MATERIALS	36,282.10	9,082.48	7,026.19	21,707.00	21,850.00	143.00	0.66%
55 - OTHER EXPENDITURES	59.00	0.00	0.00	2,000.00	2,500.00	500.00	25.00%
56 - CAPITAL OUTLAY	2,433.33	0.00	0.00	0.00	0.00	0.00	0.00%
Report Total:	182,580.85	64,486.64	28,738.65	183,389.00	149,710.00	-33,679.00	-18.36%



Town of La Plata

Account Number		FY24 Total Activity	FY25 Total Activity	FY26 YTD Activity Through Dec	Parent Budget	Comparison 1 Budget	Comparison 1 to Parent Budget	%
					FY26 Adopted	FY2027 Proposed	Increase / (Decrease)	
Activity: 001 - General Operations								
Category: 51 - SALARY & WAGES								
01-315-001-5102	SALARY - OT @ 1.0	736.97	162.12	0.00	0.00	0.00	0.00	0.00%
01-315-001-5103	SALARY - OT @ 1.5	7,845.40	1,935.80	0.00	2,000.00	2,000.00	0.00	0.00%
01-315-001-5110	REGULAR FT CIVILIAN SALARY	86,053.48	30,607.05	7,684.42	86,501.00	81,035.00	-5,466.00	-6.32%
01-315-001-5160	BONUSES	248.90	0.00	0.00	0.00	0.00	0.00	0.00%
Total Category: 51 - SALARY & WAGES:		94,884.75	32,704.97	7,684.42	88,501.00	83,035.00	-5,466.00	-6.18%
Category: 52 - FRINGE BENEFITS								
01-315-001-5205	DENTAL	586.38	206.40	45.48	560.00	110.00	-450.00	-80.36%
01-315-001-5215	HEALTH INSURANCE	13,730.28	4,316.40	935.04	29,580.00	2,060.00	-27,520.00	-93.04%
01-315-001-5220	LIFE INSURANCE W/H	791.57	305.88	77.26	860.00	940.00	80.00	9.30%
01-315-001-5230	WORKERS' COMPENSATION	5,920.00	5,010.34	2,561.46	3,940.00	3,190.00	-750.00	-19.04%
01-315-001-5242	ICMA-ER 457	0.00	0.00	0.00	0.00	0.00	0.00	0.00%
01-315-001-5245	MSRPS PENSION	8,648.48	1,739.00	2,002.00	10,616.00	10,955.00	339.00	3.19%
01-315-001-5260	F I C A / MEDICARE	7,314.39	2,550.73	591.58	6,630.00	6,200.00	-430.00	-6.49%
Total Category: 52 - FRINGE BENEFITS:		36,991.10	14,128.75	6,212.82	52,186.00	23,455.00	-28,731.00	-55.05%
Category: 53 - CONTRACTED SERVICES								
01-315-001-5310	INSURANCE - FLOOD	14.82	16.72	0.00	17.00	0.00	-17.00	-100.00%
01-315-001-5312	INSURANCE - LIABILITY	689.28	665.75	583.83	686.00	620.00	-66.00	-9.62%
01-315-001-5314	INSURANCE - PROPERTY	150.09	157.18	0.00	162.00	0.00	-162.00	-100.00%
01-315-001-5316	INSURANCE - VEHICLE	394.34	0.00	0.00	0.00	0.00	0.00	0.00%
01-315-001-5325	LICENSES/USER FEES	20.00	1,925.00	2,525.00	3,200.00	3,200.00	0.00	0.00%
01-315-001-5333	M&R-VEHICLES	4,438.75	2,312.73	2,086.69	2,000.00	2,000.00	0.00	0.00%
01-315-001-5338	M&R-OTHER	98.00	0.00	326.84	0.00	0.00	0.00	0.00%
01-315-001-5360	RENTS	776.87	324.06	568.33	850.00	850.00	0.00	0.00%
01-315-001-5382	TELEPHONE-WIRELESS-DATA/V	0.00	0.00	0.00	0.00	0.00	0.00	0.00%
01-315-001-5383	TELEPHONE-WIRELESS-VOICE	498.41	178.20	57.44	500.00	500.00	0.00	0.00%
01-315-001-5399	OTHER CONTRACTED SERVICES	4,850.01	2,990.80	1,667.09	11,580.00	11,700.00	120.00	1.04%
Total Category: 53 - CONTRACTED SERVICES:		11,930.57	8,570.44	7,815.22	18,995.00	18,870.00	-125.00	-0.66%
Category: 54 - SUPPLIES & MATERIALS								
01-315-001-5410	FUEL - GAS/DIESEL/OTHER	2,918.90	2,889.86	344.56	4,393.00	4,500.00	107.00	2.44%
01-315-001-5415	MAINTENANCE/SHOP SUPPLIE!	27,958.64	4,989.50	5,991.19	10,000.00	10,000.00	0.00	0.00%

Budget Comparison Report

Account Number		FY24 Total Activity	FY25 Total Activity	FY26 YTD Activity Through Dec	Parent Budget	Comparison 1 Budget	Comparison 1 to Parent Budget	%
					FY26 Adopted	FY2027 Proposed	Increase / (Decrease)	
01-315-001-5430	REPAIR/REPLACEMENT PARTS/	49.02	0.00	0.00	0.00	0.00	0.00	0.00%
01-315-001-5440	TOOLS/EQUIPMENT	4,704.69	366.18	81.21	5,000.00	5,000.00	0.00	0.00%
01-315-001-5445	UNIFORMS/SHOES/BOOTS	650.85	836.94	609.23	2,314.00	2,350.00	36.00	1.56%
Total Category: 54 - SUPPLIES & MATERIALS:		36,282.10	9,082.48	7,026.19	21,707.00	21,850.00	143.00	0.66%
Category: 55 - OTHER EXPENDITURES								
01-315-001-5574	REGISTRATION	59.00	0.00	0.00	2,000.00	2,500.00	500.00	25.00%
Total Category: 55 - OTHER EXPENDITURES:		59.00	0.00	0.00	2,000.00	2,500.00	500.00	25.00%
Category: 56 - CAPITAL OUTLAY								
01-315-001-5685	MAINTENANCE EQUIP	2,433.33	0.00	0.00	0.00	0.00	0.00	0.00%
Total Category: 56 - CAPITAL OUTLAY:		2,433.33	0.00	0.00	0.00	0.00	0.00	0.00%
Total Activity: 001 - General Operations:		182,580.85	64,486.64	28,738.65	183,389.00	149,710.00	-33,679.00	-18.36%
Report Total:		182,580.85	64,486.64	28,738.65	183,389.00	149,710.00	-33,679.00	-18.36%



Category	FY24 Total Activity	FY25 Total Activity	FY26 YTD Activity Through Dec	Parent Budget	Comparison 1 Budget	Comparison 1 to Parent Budget	%
				FY26 Adopted	FY2027 Proposed	Increase / (Decrease)	
51 - SALARY & WAGES	97,958.55	140,194.79	51,341.23	165,476.00	168,000.00	2,524.00	1.53%
52 - FRINGE BENEFITS	44,183.11	49,848.59	34,032.98	84,821.00	92,414.00	7,593.00	8.95%
53 - CONTRACTED SERVICES	343,137.81	351,410.08	116,698.39	375,148.00	411,997.00	36,849.00	9.82%
54 - SUPPLIES & MATERIALS	69,306.12	33,168.65	5,912.43	172,543.00	171,650.00	-893.00	-0.52%
55 - OTHER EXPENDITURES	0.00	1,378.82	0.00	0.00	0.00	0.00	0.00%
56 - CAPITAL OUTLAY	13,920,584.23	602,368.40	0.00	617,822.00	796,292.00	178,470.00	28.89%
59 - OTHER FINANCING USES	0.00	0.00	0.00	0.00	0.00	0.00	0.00%
Report Total:	14,475,169.82	1,178,369.33	207,985.03	1,415,810.00	1,640,353.00	224,543.00	15.86%



Town of La Plata

Account Number	FY24 Total Activity	FY25 Total Activity	FY26 YTD Activity Through Dec	Parent Budget	Comparison 1 Budget	Comparison 1 to Parent Budget	%
				FY26 Adopted	FY2027 Proposed	Increase / (Decrease)	
Activity: 001 - General Operations							
Category: 51 - SALARY & WAGES							
01-320-001-5102	SALARY - OT @ 1.0	697.26	1,357.83	716.22	0.00	0.00	0.00%
01-320-001-5103	SALARY - OT @ 1.5	5,528.49	5,315.83	1,603.35	5,000.00	5,000.00	0.00%
01-320-001-5110	REGULAR FT CIVILIAN SALARY	84,394.42	104,280.65	48,854.17	150,576.00	153,100.00	2,524.00 1.68%
01-320-001-5160	BONUSES	189.06	0.00	0.00	0.00	0.00	0.00%
Total Category: 51 - SALARY & WAGES:		90,809.23	110,954.31	51,173.74	155,576.00	158,100.00	2,524.00 1.62%
Category: 52 - FRINGE BENEFITS							
01-320-001-5205	DENTAL	682.81	821.74	385.99	1,259.00	1,420.00	161.00 12.79%
01-320-001-5215	HEALTH INSURANCE	22,044.27	21,889.64	11,474.14	44,182.00	50,570.00	6,388.00 14.46%
01-320-001-5220	LIFE INSURANCE W/H	748.90	1,015.39	507.26	1,747.00	1,850.00	103.00 5.90%
01-320-001-5230	WORKERS' COMPENSATION	4,056.00	5,542.08	3,939.76	6,440.00	6,100.00	-340.00 -5.28%
01-320-001-5242	ICMA-ER 457	0.00	0.00	0.00	0.00	0.00	0.00%
01-320-001-5245	MSRPS PENSION	9,235.93	11,252.97	13,776.00	19,593.00	20,684.00	1,091.00 5.57%
01-320-001-5260	F I C A / MEDICARE	6,868.28	8,686.25	3,937.02	11,600.00	11,790.00	190.00 1.64%
Total Category: 52 - FRINGE BENEFITS:		43,636.19	49,208.07	34,020.17	84,821.00	92,414.00	7,593.00 8.95%
Category: 53 - CONTRACTED SERVICES							
01-320-001-5300	ADS & NOTICES	0.00	0.00	0.00	0.00	0.00	0.00%
01-320-001-5310	INSURANCE - FLOOD	0.00	7.77	0.00	8.00	0.00	-8.00 -100.00%
01-320-001-5312	INSURANCE - LIABILITY	559.34	0.00	1,205.18	0.00	1,270.00	1,270.00 0.00%
01-320-001-5314	INSURANCE - PROPERTY	61.61	118.66	58.42	122.00	70.00	-52.00 -42.62%
01-320-001-5316	INSURANCE - VEHICLE	3,929.68	4,153.52	4,133.27	4,278.00	4,340.00	62.00 1.45%
01-320-001-5325	LICENSES/USER FEES	0.00	0.00	350.16	0.00	0.00	0.00%
01-320-001-5333	M&R-VEHICLES	3,570.14	5,221.43	967.48	5,000.00	5,000.00	0.00 0.00%
01-320-001-5338	M&R-OTHER	2,112.97	1,668.06	0.00	2,500.00	2,500.00	0.00 0.00%
01-320-001-5350	PROF SVCS-ARCH/ENG/PLANNI	36,152.12	109,687.68	0.00	0.00	0.00	0.00%
01-320-001-5382	TELEPHONE-WIRELESS-DATA/V	386.10	474.12	226.41	500.00	500.00	0.00 0.00%
01-320-001-5383	TELEPHONE-WIRELESS-VOICE	476.41	586.11	495.02	450.00	800.00	350.00 77.78%
01-320-001-5399	OTHER CONTRACTED SERVICES	7,250.18	0.00	0.00	5,000.00	5,000.00	0.00 0.00%
Total Category: 53 - CONTRACTED SERVICES:		54,498.55	121,917.35	7,435.94	17,858.00	19,480.00	1,622.00 9.08%
Category: 54 - SUPPLIES & MATERIALS							
01-320-001-5400	CONSTRUCTION SUPPLIES	0.00	0.00	0.00	0.00	0.00	0.00%

Budget Comparison Report

Account Number		FY24 Total Activity	FY25 Total Activity	FY26 YTD Activity Through Dec	Parent Budget	Comparison 1 Budget	Comparison 1 to Parent Budget	%
					FY26 Adopted	FY2027 Proposed	Increase / (Decrease)	
01-320-001-5410	FUEL - GAS/DIESEL/OTHER	9,511.48	10,279.45	4,068.23	13,409.00	12,500.00	-909.00	-6.78%
01-320-001-5430	REPAIR/REPLACEMENT PARTS/	134.48	4,883.65	23.46	125,000.00	125,000.00	0.00	0.00%
01-320-001-5440	TOOLS/EQUIPMENT	1,839.54	360.86	0.00	3,000.00	3,000.00	0.00	0.00%
01-320-001-5445	UNIFORMS/SHOES/BOOTS	730.67	5,106.76	1,736.46	4,134.00	4,150.00	16.00	0.39%
01-320-001-5499	SUPPLIES - OTHER	39,639.61	4,210.40	69.90	10,000.00	10,000.00	0.00	0.00%
Total Category: 54 - SUPPLIES & MATERIALS:		51,855.78	24,841.12	5,898.05	155,543.00	154,650.00	-893.00	-0.57%
Category: 55 - OTHER EXPENDITURES								
01-320-001-5570	INCIDENTALS-PARKING, TOLLS,	0.00	0.00	0.00	0.00	0.00	0.00	0.00%
01-320-001-5573	MILEAGE-LOCAL	0.00	0.00	0.00	0.00	0.00	0.00	0.00%
01-320-001-5574	REGISTRATION	0.00	0.00	0.00	0.00	0.00	0.00	0.00%
Total Category: 55 - OTHER EXPENDITURES:		0.00	0.00	0.00	0.00	0.00	0.00	0.00%
Category: 56 - CAPITAL OUTLAY								
01-320-001-5630	ROADS	13,055,549.48	0.00	0.00	0.00	0.00	0.00	0.00%
01-320-001-5632	SIDEWALKS	15,436.00	0.00	0.00	0.00	0.00	0.00	0.00%
01-320-001-5672	MEDIUM DUTY VEHICLE	20,263.60	0.00	0.00	0.00	0.00	0.00	0.00%
Total Category: 56 - CAPITAL OUTLAY:		13,091,249.08	0.00	0.00	0.00	0.00	0.00	0.00%
Category: 59 - OTHER FINANCING USES								
01-320-001-5960	VEHICLE RESERVE	0.00	0.00	0.00	0.00	0.00	0.00	0.00%
Total Category: 59 - OTHER FINANCING USES:		0.00	0.00	0.00	0.00	0.00	0.00	0.00%
Total Activity: 001 - General Operations:		13,332,048.83	306,920.85	98,527.90	413,798.00	424,644.00	10,846.00	2.62%
Activity: 005 - GIS								
Category: 53 - CONTRACTED SERVICES								
01-320-005-5356	PROF SVCS-IT SUPPORT	0.00	208.34	0.00	0.00	0.00	0.00	0.00%
Total Category: 53 - CONTRACTED SERVICES:		0.00	208.34	0.00	0.00	0.00	0.00	0.00%
Total Activity: 005 - GIS:		0.00	208.34	0.00	0.00	0.00	0.00	0.00%
Activity: 345 - Pavement Rehab								
Category: 56 - CAPITAL OUTLAY								
01-320-345-5630	ROADS	829,335.15	602,368.40	0.00	617,822.00	796,292.00	178,470.00	28.89%
Total Category: 56 - CAPITAL OUTLAY:		829,335.15	602,368.40	0.00	617,822.00	796,292.00	178,470.00	28.89%
Total Activity: 345 - Pavement Rehab:		829,335.15	602,368.40	0.00	617,822.00	796,292.00	178,470.00	28.89%
Activity: 350 - Sidewalks								
Category: 53 - CONTRACTED SERVICES								
01-320-350-5353	PROF SVCS-CONTRACTOR	0.00	0.00	0.00	55,000.00	80,000.00	25,000.00	45.45%
01-320-350-5359	OTHER PROFESSIONAL SERVICE	0.00	0.00	0.00	0.00	0.00	0.00	0.00%
Total Category: 53 - CONTRACTED SERVICES:		0.00	0.00	0.00	55,000.00	80,000.00	25,000.00	45.45%
Total Activity: 350 - Sidewalks:		0.00	0.00	0.00	55,000.00	80,000.00	25,000.00	45.45%

Budget Comparison Report

Account Number	FY24 Total Activity	FY25 Total Activity	FY26 YTD Activity Through Dec	Parent Budget	Comparison 1 Budget	Comparison 1 to Parent Budget	%	
				FY26 Adopted	FY2027 Proposed	Increase / (Decrease)		
Activity: 355 - Signage								
Category: 53 - CONTRACTED SERVICES								
01-320-355-5399	OTHER CONTRACTED SERVICES	6,742.75	0.00	0.00	0.00	0.00	0.00%	
Total Category: 53 - CONTRACTED SERVICES:		6,742.75	0.00	0.00	0.00	0.00	0.00%	
Category: 54 - SUPPLIES & MATERIALS								
01-320-355-5435	SIGNS	15,679.20	8,229.85	0.00	15,000.00	15,000.00	0.00%	
01-320-355-5499	SUPPLIES - OTHER	583.84	97.68	14.38	0.00	0.00	0.00%	
Total Category: 54 - SUPPLIES & MATERIALS:		16,263.04	8,327.53	14.38	15,000.00	15,000.00	0.00%	
Total Activity: 355 - Signage:		23,005.79	8,327.53	14.38	15,000.00	15,000.00	0.00%	
Activity: 365 - Storms								
Category: 51 - SALARY & WAGES								
01-320-365-5103	SALARY - OT @ 1.5	7,149.32	29,240.48	167.49	9,900.00	9,900.00	0.00%	
Total Category: 51 - SALARY & WAGES:		7,149.32	29,240.48	167.49	9,900.00	9,900.00	0.00%	
Category: 52 - FRINGE BENEFITS								
01-320-365-5260	F I C A / MEDICARE	546.92	640.52	12.81	0.00	0.00	0.00%	
Total Category: 52 - FRINGE BENEFITS:		546.92	640.52	12.81	0.00	0.00	0.00%	
Category: 53 - CONTRACTED SERVICES								
01-320-365-5338	M&R-OTHER	0.00	0.00	0.00	6,200.00	6,200.00	0.00%	
01-320-365-5360	RENTS	0.00	0.00	0.00	1,200.00	1,200.00	0.00%	
01-320-365-5399	OTHER CONTRACTED SERVICES	0.00	0.00	0.00	3,000.00	3,000.00	0.00%	
Total Category: 53 - CONTRACTED SERVICES:		0.00	0.00	0.00	10,400.00	10,400.00	0.00%	
Category: 54 - SUPPLIES & MATERIALS								
01-320-365-5415	SUPPLIES - OTHER	1,187.30	0.00	0.00	2,000.00	2,000.00	0.00%	
Total Category: 54 - SUPPLIES & MATERIALS:		1,187.30	0.00	0.00	2,000.00	2,000.00	0.00%	
Category: 55 - OTHER EXPENDITURES								
01-320-365-5540	LOSSES/CLAIMS/JUDGEMENTS	0.00	962.09	0.00	0.00	0.00	0.00%	
01-320-365-5572	MEALS	0.00	416.73	0.00	0.00	0.00	0.00%	
Total Category: 55 - OTHER EXPENDITURES:		0.00	1,378.82	0.00	0.00	0.00	0.00%	
Total Activity: 365 - Storms:		8,883.54	31,259.82	180.30	22,300.00	22,300.00	0.00%	
Activity: 370 - Street Lighting								
Category: 53 - CONTRACTED SERVICES								
01-320-370-5370	ELECTRICITY	200,635.01	210,114.39	96,482.45	240,563.00	250,000.00	9,437.00	3.92%
Total Category: 53 - CONTRACTED SERVICES:		200,635.01	210,114.39	96,482.45	240,563.00	250,000.00	9,437.00	3.92%
Total Activity: 370 - Street Lighting:		200,635.01	210,114.39	96,482.45	240,563.00	250,000.00	9,437.00	3.92%

Budget Comparison Report

Account Number	FY24 Total Activity	FY25 Total Activity	FY26 YTD Activity Through Dec	Parent Budget	Comparison 1 Budget	Comparison 1 to Parent Budget	%
				FY26 Adopted	FY2027 Proposed	Increase / (Decrease)	
Activity: 375 - Street Sweeping							
Category: 53 - CONTRACTED SERVICES							
01-320-375-5399 OTHER CONTRACTED SERVICES	18,800.00	19,170.00	12,780.00	26,327.00	27,117.00	790.00	3.00%
Total Category: 53 - CONTRACTED SERVICES:	18,800.00	19,170.00	12,780.00	26,327.00	27,117.00	790.00	3.00%
Total Activity: 375 - Street Sweeping:	18,800.00	19,170.00	12,780.00	26,327.00	27,117.00	790.00	3.00%
Activity: 380 - Striping							
Category: 53 - CONTRACTED SERVICES							
01-320-380-5353 PROF SVCS-CONTRACTOR	0.00	0.00	0.00	25,000.00	25,000.00	0.00	0.00%
01-320-380-5359 OTHER PROFESSIONAL SERVICE	62,461.50	0.00	0.00	0.00	0.00	0.00	0.00%
Total Category: 53 - CONTRACTED SERVICES:	62,461.50	0.00	0.00	25,000.00	25,000.00	0.00	0.00%
Total Activity: 380 - Striping:	62,461.50	0.00	0.00	25,000.00	25,000.00	0.00	0.00%
Report Total:	14,475,169.82	1,178,369.33	207,985.03	1,415,810.00	1,640,353.00	224,543.00	15.86%



Category	FY24 Total Activity	FY25 Total Activity	FY26 YTD Activity Through Dec	Parent Budget	Comparison 1 Budget	Comparison 1 to Parent Budget	%
				FY26 Adopted	FY2027 Proposed	Increase / (Decrease)	
51 - SALARY & WAGES	166,897.88	69,978.42	33,954.04	102,911.00	106,363.00	3,452.00	3.35%
52 - FRINGE BENEFITS	62,303.05	34,507.47	26,969.78	55,898.00	70,794.00	14,896.00	26.65%
53 - CONTRACTED SERVICES	125,733.46	94,267.57	42,488.18	88,975.00	90,900.00	1,925.00	2.16%
54 - SUPPLIES & MATERIALS	23,305.22	15,170.12	6,207.33	31,148.00	31,700.00	552.00	1.77%
55 - OTHER EXPENDITURES	35.00	35.00	0.00	35.00	35.00	0.00	0.00%
56 - CAPITAL OUTLAY	169,172.95	738,125.53	66,163.22	1,975,845.00	1,999,600.00	23,755.00	1.20%
59 - OTHER FINANCING USES	0.00	0.00	0.00	0.00	0.00	0.00	0.00%
Report Total:	547,447.56	952,084.11	175,782.55	2,254,812.00	2,299,392.00	44,580.00	1.98%



Town of La Plata

Account Number		FY24 Total Activity	FY25 Total Activity	FY26 YTD Activity Through Dec	Parent Budget	Comparison 1 Budget	Comparison 1 to Parent Budget	%
					FY26 Adopted	FY2027 Proposed	Increase / (Decrease)	
Activity: 001 - General Operations								
Category: 51 - SALARY & WAGES								
01-400-001-5102	SALARY - OT @ 1.0	1,016.99	731.32	333.28	0.00	0.00	0.00	0.00%
01-400-001-5103	SALARY - OT @ 1.5	7,882.23	2,340.73	843.76	4,000.00	4,000.00	0.00	0.00%
01-400-001-5110	REGULAR FT CIVILIAN SALARY	154,921.89	65,656.25	32,443.93	98,911.00	102,363.00	3,452.00	3.49%
01-400-001-5160	BONUSES	305.02	0.00	0.00	0.00	0.00	0.00	0.00%
Total Category: 51 - SALARY & WAGES:		164,126.13	68,728.30	33,620.97	102,911.00	106,363.00	3,452.00	3.35%
Category: 52 - FRINGE BENEFITS								
01-400-001-5205	DENTAL	1,273.92	629.00	326.23	808.00	950.00	142.00	17.57%
01-400-001-5215	HEALTH INSURANCE	24,179.97	17,787.82	12,453.89	28,844.00	42,950.00	14,106.00	48.90%
01-400-001-5220	LIFE INSURANCE W/H	1,351.35	639.32	349.36	1,120.00	1,110.00	-10.00	-0.89%
01-400-001-5230	WORKERS' COMPENSATION	5,965.00	4,261.44	2,528.75	4,250.00	4,080.00	-170.00	-4.00%
01-400-001-5242	ICMA-ER 457	0.00	0.00	0.00	0.00	0.00	0.00	0.00%
01-400-001-5245	MSRPS PENSION	16,787.56	5,752.35	8,625.00	12,950.00	13,824.00	874.00	6.75%
01-400-001-5260	F I C A / MEDICARE	12,533.21	5,341.89	2,661.07	7,926.00	7,880.00	-46.00	-0.58%
Total Category: 52 - FRINGE BENEFITS:		62,091.01	34,411.82	26,944.30	55,898.00	70,794.00	14,896.00	26.65%
Category: 53 - CONTRACTED SERVICES								
01-400-001-5310	INSURANCE - FLOOD	0.00	277.54	0.00	286.00	0.00	-286.00	-100.00%
01-400-001-5312	INSURANCE - LIABILITY	833.43	514.44	919.10	530.00	970.00	440.00	83.02%
01-400-001-5314	INSURANCE - PROPERTY	2,949.60	2,757.83	256.89	2,841.00	270.00	-2,571.00	-90.50%
01-400-001-5316	INSURANCE - VEHICLE	1,616.81	1,828.42	2,397.17	1,883.00	2,520.00	637.00	33.83%
01-400-001-5333	M&R-VEHICLES	3,239.93	3,648.68	397.85	2,000.00	2,000.00	0.00	0.00%
01-400-001-5338	M&R-OTHER	3,448.15	2,528.56	62.64	2,000.00	2,000.00	0.00	0.00%
01-400-001-5351	PROF SVCS-ATTORNEY	0.00	2,350.00	0.00	0.00	0.00	0.00	0.00%
01-400-001-5383	TELEPHONE-WIRELESS-VOICE	491.79	454.28	253.63	600.00	500.00	-100.00	-16.67%
01-400-001-5399	OTHER CONTRACTED SERVICES	7,731.46	1,429.70	4.76	1,000.00	1,000.00	0.00	0.00%
Total Category: 53 - CONTRACTED SERVICES:		20,311.17	15,789.45	4,292.04	11,140.00	9,260.00	-1,880.00	-16.88%
Category: 54 - SUPPLIES & MATERIALS								
01-400-001-5410	FUEL - GAS/DIESEL/OTHER	8,104.10	9,259.56	3,832.77	11,166.00	11,250.00	84.00	0.75%
01-400-001-5430	REPAIR/REPLACEMENT PARTS/	0.00	0.00	270.00	0.00	0.00	0.00	0.00%
01-400-001-5440	TOOLS/EQUIPMENT	3,185.44	1,034.24	133.95	2,000.00	2,000.00	0.00	0.00%
01-400-001-5445	UNIFORMS/SHOES/BOOTS	742.45	2,295.50	1,263.75	2,482.00	2,500.00	18.00	0.73%

Budget Comparison Report

Account Number		FY24 Total Activity	FY25 Total Activity	FY26 YTD Activity Through Dec	Parent Budget	Comparison 1 Budget	Comparison 1 to Parent Budget	%
					FY26 Adopted	FY2027 Proposed	Increase / (Decrease)	
01-400-001-5458	SM CAP - OTHER EQUIP	0.00	0.00	0.00	2,500.00	2,500.00	0.00	0.00%
01-400-001-5499	SUPPLIES - OTHER	426.98	156.98	501.37	500.00	750.00	250.00	50.00%
Total Category: 54 - SUPPLIES & MATERIALS:		12,458.97	12,746.28	6,001.84	18,648.00	19,000.00	352.00	1.89%
Category: 55 - OTHER EXPENDITURES								
01-400-001-5574	REGISTRATION	35.00	35.00	0.00	35.00	35.00	0.00	0.00%
Total Category: 55 - OTHER EXPENDITURES:		35.00	35.00	0.00	35.00	35.00	0.00	0.00%
Category: 56 - CAPITAL OUTLAY								
01-400-001-5672	MEDIUM DUTY VEHICLE	20,263.60	0.00	0.00	0.00	0.00	0.00	0.00%
01-400-001-5689	OTHER EQUIP	9,595.00	0.00	0.00	0.00	0.00	0.00	0.00%
Total Category: 56 - CAPITAL OUTLAY:		29,858.60	0.00	0.00	0.00	0.00	0.00	0.00%
Category: 59 - OTHER FINANCING USES								
01-400-001-5960	VEHICLE RESERVE	0.00	0.00	0.00	0.00	0.00	0.00	0.00%
Total Category: 59 - OTHER FINANCING USES:		0.00	0.00	0.00	0.00	0.00	0.00	0.00%
Total Activity: 001 - General Operations:		288,880.88	131,710.85	70,859.15	188,632.00	205,452.00	16,820.00	8.92%
Activity: 330 - Mosquito spraying								
Category: 53 - CONTRACTED SERVICES								
01-400-330-5359	OTHER PROF SRVC - Mosquito	8,428.25	12,172.06	12,296.44	12,000.00	13,500.00	1,500.00	12.50%
Total Category: 53 - CONTRACTED SERVICES:		8,428.25	12,172.06	12,296.44	12,000.00	13,500.00	1,500.00	12.50%
Total Activity: 330 - Mosquito spraying:		8,428.25	12,172.06	12,296.44	12,000.00	13,500.00	1,500.00	12.50%
Activity: 351 - Bikeways								
Category: 56 - CAPITAL OUTLAY								
01-400-351-5629	OTHER SITE IMPROVEMENTS	126,065.62	90,967.09	62,519.47	1,221,700.00	1,299,600.00	77,900.00	6.38%
Total Category: 56 - CAPITAL OUTLAY:		126,065.62	90,967.09	62,519.47	1,221,700.00	1,299,600.00	77,900.00	6.38%
Total Activity: 351 - Bikeways:		126,065.62	90,967.09	62,519.47	1,221,700.00	1,299,600.00	77,900.00	6.38%
Activity: 900 - Town Hall								
Category: 53 - CONTRACTED SERVICES								
01-400-900-5353	PROF SVCS-CONTRCTR-SPLSHP	0.00	0.00	0.00	0.00	0.00	0.00	0.00%
01-400-900-5399	OTH CONTRCTD SVC-SPLASHPA	232.00	200.00	0.00	0.00	300.00	300.00	0.00%
Total Category: 53 - CONTRACTED SERVICES:		232.00	200.00	0.00	0.00	300.00	300.00	0.00%
Category: 54 - SUPPLIES & MATERIALS								
01-400-900-5499	SUPPLIES - OTHER - SPLASHPA	302.70	12.72	201.15	0.00	200.00	200.00	0.00%
Total Category: 54 - SUPPLIES & MATERIALS:		302.70	12.72	201.15	0.00	200.00	200.00	0.00%
Total Activity: 900 - Town Hall:		534.70	212.72	201.15	0.00	500.00	500.00	0.00%

Budget Comparison Report

Account Number	FY24 Total Activity	FY25 Total Activity	FY26 YTD Activity Through Dec	Parent Budget	Comparison 1 Budget	Comparison 1 to Parent Budget	%	
				FY26 Adopted	FY2027 Proposed	Increase / (Decrease)		
Activity: 920 - Neighborhood Parks								
Category: 53 - CONTRACTED SERVICES								
01-400-920-5338	M&R-OTHER	11,393.70	1,940.34	0.00	4,000.00	4,000.00	0.00	0.00%
01-400-920-5353	PROF SVCS-CONTRACTOR	25,525.00	1,200.00	0.00	0.00	0.00	0.00	0.00%
01-400-920-5370	ELECTRICITY-PARKS	1,537.63	1,263.65	370.13	1,710.00	1,750.00	40.00	2.34%
Total Category: 53 - CONTRACTED SERVICES:		38,456.33	4,403.99	370.13	5,710.00	5,750.00	40.00	0.70%
Category: 54 - SUPPLIES & MATERIALS								
01-400-920-5430	REPAIR/REPLACEMENT PARTS/	5,193.10	335.54	0.00	0.00	0.00	0.00	0.00%
01-400-920-5460	SM CAP - PLAYGRONDS	0.00	0.00	0.00	7,000.00	7,000.00	0.00	0.00%
01-400-920-5499	SUPPLIES - OTHER	0.00	115.10	0.00	0.00	0.00	0.00	0.00%
Total Category: 54 - SUPPLIES & MATERIALS:		5,193.10	450.64	0.00	7,000.00	7,000.00	0.00	0.00%
Category: 56 - CAPITAL OUTLAY								
01-400-920-5623	PLAYGROUNDS	0.00	0.00	0.00	0.00	700,000.00	700,000.00	0.00%
01-400-920-5629	OTHER SITE IMPROVEMENTS	0.00	0.00	0.00	0.00	0.00	0.00	0.00%
Total Category: 56 - CAPITAL OUTLAY:		0.00	0.00	0.00	0.00	700,000.00	700,000.00	0.00%
Total Activity: 920 - Neighborhood Parks:		43,649.43	4,854.63	370.13	12,710.00	712,750.00	700,040.00	5,507.79%
Activity: 936 - Tilghman Lake								
Category: 51 - SALARY & WAGES								
01-400-936-5102	SALARY - OT @ 1.0	0.00	246.70	211.15	0.00	0.00	0.00	0.00%
01-400-936-5103	SALARY - OT @ 1.5	2,771.75	1,003.42	121.92	0.00	0.00	0.00	0.00%
Total Category: 51 - SALARY & WAGES:		2,771.75	1,250.12	333.07	0.00	0.00	0.00	0.00%
Category: 52 - FRINGE BENEFITS								
01-400-936-5260	F I C A / MEDICARE	212.04	95.65	25.48	0.00	0.00	0.00	0.00%
Total Category: 52 - FRINGE BENEFITS:		212.04	95.65	25.48	0.00	0.00	0.00	0.00%
Category: 53 - CONTRACTED SERVICES								
01-400-936-5338	M&R-OTHER	949.66	209.15	26.58	0.00	0.00	0.00	0.00%
01-400-936-5350	PROF SVCS-ARCH/ENG/PLANNI	2,945.16	13,076.72	0.00	0.00	0.00	0.00	0.00%
01-400-936-5353	PROF SVCS-CONTRACTOR	231.00	0.00	0.00	0.00	0.00	0.00	0.00%
01-400-936-5370	ELECTRICITY-TL BTHRMS	2,364.92	0.00	0.00	0.00	0.00	0.00	0.00%
01-400-936-5383	TELEPHONE-WIRELESS-VOICE	0.00	0.00	0.00	0.00	0.00	0.00	0.00%
01-400-936-5399	OTHER CONTRACTED SERVICES	21,093.52	17,362.80	7,280.60	20,360.00	20,968.00	608.00	2.99%
Total Category: 53 - CONTRACTED SERVICES:		27,584.26	30,648.67	7,307.18	20,360.00	20,968.00	608.00	2.99%
Category: 54 - SUPPLIES & MATERIALS								
01-400-936-5405	CUSTODIAL SUPPLIES	253.95	0.00	0.00	0.00	0.00	0.00	0.00%
01-400-936-5430	REPAIR/REPLACEMENT PARTS/	162.30	1,693.87	4.34	2,000.00	2,000.00	0.00	0.00%
Total Category: 54 - SUPPLIES & MATERIALS:		416.25	1,693.87	4.34	2,000.00	2,000.00	0.00	0.00%

Budget Comparison Report

Account Number	FY24 Total Activity	FY25 Total Activity	FY26 YTD Activity Through Dec	Parent Budget	Comparison 1 Budget	Comparison 1 to Parent Budget	%
				FY26 Adopted	FY2027 Proposed	Increase / (Decrease)	
Category: 56 - CAPITAL OUTLAY							
01-400-936-5629 OTHER SITE IMPROVEMENTS	13,248.73	643,620.70	0.00	0.00	0.00	0.00	0.00%
Total Category: 56 - CAPITAL OUTLAY:	13,248.73	643,620.70	0.00	0.00	0.00	0.00	0.00%
Total Activity: 936 - Tilghman Lake:	44,233.03	677,309.01	7,670.07	22,360.00	22,968.00	608.00	2.72%
Activity: 938 - Wills Park							
Category: 53 - CONTRACTED SERVICES							
01-400-938-5370 ELCTRC-WP SITE LGHTNG	677.17	648.74	303.88	745.00	745.00	0.00	0.00%
01-400-938-5399 OTHER CONTRACTED SERVICES	30,044.28	30,404.66	17,918.51	39,020.00	40,377.00	1,357.00	3.48%
Total Category: 53 - CONTRACTED SERVICES:	30,721.45	31,053.40	18,222.39	39,765.00	41,122.00	1,357.00	3.41%
Category: 54 - SUPPLIES & MATERIALS							
01-400-938-5430 REPAIR/REPLACEMENT PARTS/	4,934.20	266.61	0.00	1,000.00	1,000.00	0.00	0.00%
01-400-938-5450 SM CAP - BUILDING/SITE IMPRI	0.00	0.00	0.00	2,500.00	2,500.00	0.00	0.00%
Total Category: 54 - SUPPLIES & MATERIALS:	4,934.20	266.61	0.00	3,500.00	3,500.00	0.00	0.00%
Category: 56 - CAPITAL OUTLAY							
01-400-938-5629 OTHER SITE IMPROVEMENTS	0.00	3,537.74	3,643.75	754,145.00	0.00	-754,145.00	-100.00%
Total Category: 56 - CAPITAL OUTLAY:	0.00	3,537.74	3,643.75	754,145.00	0.00	-754,145.00	-100.00%
Total Activity: 938 - Wills Park:	35,655.65	34,857.75	21,866.14	797,410.00	44,622.00	-752,788.00	-94.40%
Report Total:	547,447.56	952,084.11	175,782.55	2,254,812.00	2,299,392.00	44,580.00	1.98%



Category	FY24 Total Activity	FY25 Total Activity	FY26 YTD Activity Through Dec	Parent Budget	Comparison 1 Budget	Comparison 1 to Parent Budget	%
				FY26 Adopted	FY2027 Proposed	Increase / (Decrease)	
Revenue							
42 - INTERGOVERNMENTAL REVENUE	40,527.20	0.00	0.00	0.00	0.00	0.00	0.00%
46 - SERVICE CHARGES	1,625,155.53	2,129,114.72	1,162,585.07	2,256,025.00	2,495,207.00	239,182.00	10.60%
47 - FEES, FINES, FORFEITURES	29,330.38	35,734.21	15,064.56	53,894.00	33,000.00	-20,894.00	-38.77%
48 - MISCELLANEOUS REVENUES	42,759.86	37,075.35	20,764.60	23,147.00	19,600.00	-3,547.00	-15.32%
49 - OTHER FINANCING SOURCES	0.00	0.00	0.00	329,692.00	50,000.00	-279,692.00	-84.83%
Total Revenue:	1,737,772.97	2,201,924.28	1,198,414.23	2,662,758.00	2,597,807.00	-64,951.00	-2.44%
Expense							
51 - SALARY & WAGES	332,046.10	533,460.08	285,420.77	596,057.00	580,533.00	-15,524.00	-2.60%
52 - FRINGE BENEFITS	212,842.87	343,416.93	195,141.96	419,940.00	332,123.00	-87,817.00	-20.91%
53 - CONTRACTED SERVICES	759,758.88	847,758.52	489,334.68	907,063.00	933,454.00	26,391.00	2.91%
54 - SUPPLIES & MATERIALS	39,994.92	94,649.79	41,866.93	142,780.00	152,306.00	9,526.00	6.67%
55 - OTHER EXPENDITURES	63,263.51	65,447.20	241.30	68,563.00	70,640.00	2,077.00	3.03%
56 - CAPITAL OUTLAY	86,035.00	12,022.00	0.00	250,000.00	250,000.00	0.00	0.00%
59 - OTHER FINANCING USES	211,242.00	263,629.00	139,178.00	278,355.00	278,751.00	396.00	0.14%
Total Expense:	1,705,183.28	2,160,383.52	1,151,183.64	2,662,758.00	2,597,807.00	-64,951.00	-2.44%
Report Total:	32,589.69	41,540.76	47,230.59	0.00	0.00	0.00	0.00%



Town of La Plata

Account Number	FY24 Total Activity	FY25 Total Activity	FY26 YTD Activity Through Dec	Parent Budget	Comparison 1 Budget	Comparison 1 to Parent Budget	%	
				FY26 Adopted	FY2027 Proposed	Increase / (Decrease)		
Activity: 001 - General Operations								
Category: 51 - SALARY & WAGES								
80-330-001-5102	SALARY - OT @ 1.0	1,718.83	5,863.42	3,634.25	0.00	0.00	0.00	0.00%
80-330-001-5103	SALARY - OT @ 1.5	7,718.10	24,223.65	17,192.16	0.00	15,000.00	15,000.00	0.00%
80-330-001-5110	REGULAR FT CIVILIAN SALARY	322,166.35	503,373.01	264,594.36	596,057.00	565,533.00	-30,524.00	-5.12%
80-330-001-5160	BONUSES	442.82	0.00	0.00	0.00	0.00	0.00	0.00%
Total Category: 51 - SALARY & WAGES:		332,046.10	533,460.08	285,420.77	596,057.00	580,533.00	-15,524.00	-2.60%
Category: 52 - FRINGE BENEFITS								
80-330-001-5205	DENTAL	2,886.20	3,519.00	2,112.57	5,670.00	4,250.00	-1,420.00	-25.04%
80-330-001-5215	HEALTH INSURANCE	88,121.47	142,670.02	74,014.22	256,050.00	179,200.00	-76,850.00	-30.01%
80-330-001-5220	LIFE INSURANCE W/H	2,951.94	3,561.88	3,336.11	7,658.00	6,620.00	-1,038.00	-13.55%
80-330-001-5230	WORKERS' COMPENSATION	16,826.00	23,174.79	16,516.26	27,140.00	22,260.00	-4,880.00	-17.98%
80-330-001-5242	ICMA-ER 457	0.00	0.00	0.00	0.00	0.00	0.00	0.00%
80-330-001-5245	MSRPS PENSION	76,875.31	132,547.73	77,328.00	77,742.00	76,433.00	-1,309.00	-1.68%
80-330-001-5260	F I C A / MEDICARE	25,181.95	37,943.51	21,834.80	45,680.00	43,360.00	-2,320.00	-5.08%
Total Category: 52 - FRINGE BENEFITS:		212,842.87	343,416.93	195,141.96	419,940.00	332,123.00	-87,817.00	-20.91%
Category: 53 - CONTRACTED SERVICES								
80-330-001-5301	BANK CHARGES	25,479.02	26,109.97	17,997.20	24,704.00	12,000.00	-12,704.00	-51.42%
80-330-001-5310	INSURANCE - FLOOD	0.00	8.66	0.00	9.00	0.00	-9.00	-100.00%
80-330-001-5312	INSURANCE - LIABILITY	2,488.91	3,101.79	5,638.06	3,195.00	5,920.00	2,725.00	85.29%
80-330-001-5314	INSURANCE - PROPERTY	41.69	130.44	43.63	134.00	50.00	-84.00	-62.69%
80-330-001-5316	INSURANCE - VEHICLE	6,813.92	6,633.57	7,882.32	6,833.00	8,280.00	1,447.00	21.18%
80-330-001-5318	INSURANCE - DEDUCTIBLES	0.00	2,000.00	0.00	0.00	0.00	0.00	0.00%
80-330-001-5325	LICENSES/USER FEES	403,767.73	504,009.84	274,203.22	543,414.00	543,414.00	0.00	0.00%
80-330-001-5333	M&R-VEHICLES	21,305.96	22,052.52	14,303.75	45,000.00	45,000.00	0.00	0.00%
80-330-001-5338	M&R-OTHER	89.31	551.25	29.34	2,000.00	2,000.00	0.00	0.00%
80-330-001-5340	POSTAGE / DELIVERY	3,303.98	3,491.03	1,784.12	3,000.00	3,000.00	0.00	0.00%
80-330-001-5345	PRINTING / REPRODUCTION SE	0.00	0.00	1,628.00	0.00	0.00	0.00	0.00%
80-330-001-5383	TELEPHONE-WIRELESS-VOICE	341.01	219.89	506.49	500.00	500.00	0.00	0.00%
80-330-001-5399	OTHER CONTRACTED SERVICES	73,811.96	5,232.72	1,241.70	2,520.00	2,750.00	230.00	9.13%
Total Category: 53 - CONTRACTED SERVICES:		537,443.49	573,541.68	325,257.83	631,309.00	622,914.00	-8,395.00	-1.33%

Budget Comparison Report

Account Number	FY24 Total Activity	FY25 Total Activity	FY26 YTD Activity Through Dec	Parent Budget	Comparison 1 Budget	Comparison 1 to Parent Budget	%	
				FY26 Adopted	FY2027 Proposed	Increase / (Decrease)		
Category: 54 - SUPPLIES & MATERIALS								
80-330-001-5410	FUEL - GAS/DIESEL/OTHER	29,805.25	33,505.12	12,273.99	46,295.00	45,806.00	-489.00	-1.06%
80-330-001-5445	UNIFORMS/SHOES/BOOTS	7,518.08	17,143.01	8,462.28	18,485.00	18,500.00	15.00	0.08%
80-330-001-5458	SM CAP - OTHER EQUIP	0.00	41,645.00	20,400.00	75,000.00	85,000.00	10,000.00	13.33%
80-330-001-5499	SUPPLIES - OTHER	2,481.86	2,356.66	730.66	3,000.00	3,000.00	0.00	0.00%
Total Category: 54 - SUPPLIES & MATERIALS:		39,805.19	94,649.79	41,866.93	142,780.00	152,306.00	9,526.00	6.67%
Category: 55 - OTHER EXPENDITURES								
80-330-001-5507	DEPREC EXP-SAN	63,263.51	65,341.20	0.00	63,263.00	65,340.00	2,077.00	3.28%
80-330-001-5540	LOSSES/CLAIMS/JUDGEMENTS	0.00	0.00	200.84	0.00	0.00	0.00	0.00%
80-330-001-5574	REGISTRATION	0.00	106.00	0.00	5,300.00	5,300.00	0.00	0.00%
80-330-001-5579	MISCELLANEOUS OTHER	0.00	0.00	40.46	0.00	0.00	0.00	0.00%
Total Category: 55 - OTHER EXPENDITURES:		63,263.51	65,447.20	241.30	68,563.00	70,640.00	2,077.00	3.03%
Category: 56 - CAPITAL OUTLAY								
80-330-001-5673	HEAVY DUTY VEHICLE	0.00	0.00	0.00	250,000.00	250,000.00	0.00	0.00%
80-330-001-5689	OTHER EQUIP	73,925.00	12,022.00	0.00	0.00	0.00	0.00	0.00%
Total Category: 56 - CAPITAL OUTLAY:		73,925.00	12,022.00	0.00	250,000.00	250,000.00	0.00	0.00%
Category: 59 - OTHER FINANCING USES								
80-330-001-5970	OPERATING-GENERAL-UNRESE	211,242.00	263,629.00	139,178.00	278,355.00	278,751.00	396.00	0.14%
Total Category: 59 - OTHER FINANCING USES:		211,242.00	263,629.00	139,178.00	278,355.00	278,751.00	396.00	0.14%
Total Activity: 001 - General Operations:		1,470,568.16	1,886,166.68	987,106.79	2,387,004.00	2,287,267.00	-99,737.00	-4.18%
Activity: 325 - Leaf/Yard Waste Collection								
Category: 53 - CONTRACTED SERVICES								
80-330-325-5338	M&R-OTHER	4,063.71	0.00	0.00	3,000.00	3,000.00	0.00	0.00%
80-330-325-5399	OTHER CONTRACTED SERVICES	20,429.52	16,252.26	10,608.98	42,000.00	45,000.00	3,000.00	7.14%
Total Category: 53 - CONTRACTED SERVICES:		24,493.23	16,252.26	10,608.98	45,000.00	48,000.00	3,000.00	6.67%
Category: 54 - SUPPLIES & MATERIALS								
80-330-325-5410	FUEL - GAS/DIESEL/OTHER	0.00	0.00	0.00	0.00	0.00	0.00	0.00%
80-330-325-5440	TOOLS/EQUIPMENT	69.89	0.00	0.00	0.00	0.00	0.00	0.00%
80-330-325-5499	SUPPLIES - OTHER	119.84	0.00	0.00	0.00	0.00	0.00	0.00%
Total Category: 54 - SUPPLIES & MATERIALS:		189.73	0.00	0.00	0.00	0.00	0.00	0.00%
Total Activity: 325 - Leaf/Yard Waste Collection:		24,682.96	16,252.26	10,608.98	45,000.00	48,000.00	3,000.00	6.67%
Activity: 340 - Recycling								
Category: 53 - CONTRACTED SERVICES								
80-330-340-5399	OTHER CONTRACTED SERVICES	197,822.16	257,964.58	153,467.87	230,754.00	262,540.00	31,786.00	13.77%
Total Category: 53 - CONTRACTED SERVICES:		197,822.16	257,964.58	153,467.87	230,754.00	262,540.00	31,786.00	13.77%

Budget Comparison Report

Account Number	FY24 Total Activity	FY25 Total Activity	FY26 YTD Activity Through Dec	Parent Budget	Comparison 1 Budget	Comparison 1 to Parent Budget	%
				FY26 Adopted	FY2027 Proposed	Increase / (Decrease)	
Category: 54 - SUPPLIES & MATERIALS							
80-330-340-5499 SUPPLIES - OTHER	0.00	0.00	0.00	0.00	0.00	0.00	0.00%
Total Category: 54 - SUPPLIES & MATERIALS:	0.00	0.00	0.00	0.00	0.00	0.00	0.00%
Category: 56 - CAPITAL OUTLAY							
80-330-340-5689 OTHER EQUIP	12,110.00	0.00	0.00	0.00	0.00	0.00	0.00%
Total Category: 56 - CAPITAL OUTLAY:	12,110.00	0.00	0.00	0.00	0.00	0.00	0.00%
Total Activity: 340 - Recycling:	209,932.16	257,964.58	153,467.87	230,754.00	262,540.00	31,786.00	13.77%
Report Total:	1,705,183.28	2,160,383.52	1,151,183.64	2,662,758.00	2,597,807.00	-64,951.00	-2.44%



Category	FY24 Total Activity	FY25 Total Activity	FY26 YTD Activity Through Dec	Parent Budget	Comparison 1 Budget	Comparison 1 to Parent Budget	%
				FY26 Adopted	FY2027 Proposed	Increase / (Decrease)	
Revenue							
42 - INTERGOVERNMENTAL REVENUE	574,637.63	39,714.80	0.00	181,736.00	0.00	-181,736.00	-100.00%
46 - SERVICE CHARGES	854,447.47	965,360.55	509,822.62	968,639.00	1,050,177.00	81,538.00	8.42%
48 - MISCELLANEOUS REVENUES	49,374.44	49,003.56	30,256.48	40,293.00	30,081.00	-10,212.00	-25.34%
49 - OTHER FINANCING SOURCES	0.00	65,011.10	0.00	1,565,379.00	2,135,500.00	570,121.00	36.42%
Total Revenue:	1,478,459.54	1,119,090.01	540,079.10	2,756,047.00	3,215,758.00	459,711.00	16.68%
Expense							
51 - SALARY & WAGES	135,995.05	147,867.95	71,201.02	174,009.00	180,482.00	6,473.00	3.72%
52 - FRINGE BENEFITS	52,092.91	56,674.04	40,672.74	71,937.00	71,768.00	-169.00	-0.23%
53 - CONTRACTED SERVICES	222,183.26	186,494.06	130,035.30	136,179.00	144,204.00	8,025.00	5.89%
54 - SUPPLIES & MATERIALS	7,486.55	34,083.97	19,351.65	269,848.00	270,502.00	654.00	0.24%
55 - OTHER EXPENDITURES	110,873.15	110,019.66	1,060.00	110,523.00	126,220.00	15,697.00	14.20%
56 - CAPITAL OUTLAY	-6,082.63	18,367.34	42,898.06	1,887,000.00	2,300,000.00	413,000.00	21.89%
59 - OTHER FINANCING USES	141,310.00	123,793.00	53,276.00	106,551.00	122,582.00	16,031.00	15.05%
Total Expense:	663,858.29	677,300.02	358,494.77	2,756,047.00	3,215,758.00	459,711.00	16.68%
Report Total:	814,601.25	441,789.99	181,584.33	0.00	0.00	0.00	0.00%



Town of La Plata

Account Number	FY24 Total Activity	FY25 Total Activity	FY26 YTD Activity Through Dec	Parent Budget	Comparison 1 Budget	Comparison 1 to Parent Budget	%	
				FY26 Adopted	FY2027 Proposed	Increase / (Decrease)		
Activity: 001 - General Operations								
Category: 51 - SALARY & WAGES								
86-360-001-5102	SALARY - OT @ 1.0	12.04	25.34	0.91	0.00	0.00	0.00	0.00%
86-360-001-5103	SALARY - OT @ 1.5	246.17	110.74	22.21	0.00	0.00	0.00	0.00%
86-360-001-5110	REGULAR FT CIVILIAN SALARY	135,626.00	147,731.87	71,177.90	174,009.00	180,482.00	6,473.00	3.72%
86-360-001-5160	BONUSES	110.84	0.00	0.00	0.00	0.00	0.00	0.00%
Total Category: 51 - SALARY & WAGES:		135,995.05	147,867.95	71,201.02	174,009.00	180,482.00	6,473.00	3.72%
Category: 52 - FRINGE BENEFITS								
86-360-001-5205	DENTAL	615.55	665.29	329.40	915.00	1,010.00	95.00	10.38%
86-360-001-5215	HEALTH INSURANCE	11,686.07	13,063.07	6,779.04	26,040.00	23,320.00	-2,720.00	-10.45%
86-360-001-5220	LIFE INSURANCE W/H	1,156.36	1,252.70	651.85	1,513.00	2,100.00	587.00	38.80%
86-360-001-5230	WORKERS' COMPENSATION	4,766.00	6,929.13	4,535.71	7,190.00	7,110.00	-80.00	-1.11%
86-360-001-5242	ICMA-ER 457	0.00	0.00	0.00	0.00	0.00	0.00	0.00%
86-360-001-5245	MSRPS PENSION	23,654.34	24,187.40	23,026.00	22,939.00	24,398.00	1,459.00	6.36%
86-360-001-5260	F I C A / MEDICARE	10,214.59	10,576.45	5,350.74	13,340.00	13,830.00	490.00	3.67%
Total Category: 52 - FRINGE BENEFITS:		52,092.91	56,674.04	40,672.74	71,937.00	71,768.00	-169.00	-0.23%
Category: 53 - CONTRACTED SERVICES								
86-360-001-5301	BANK CHARGES	12,601.90	11,758.75	8,091.26	12,496.00	12,000.00	-496.00	-3.97%
86-360-001-5310	INSURANCE - FLOOD	0.00	23.66	0.00	0.00	0.00	0.00	0.00%
86-360-001-5312	INSURANCE - LIABILITY	350.25	590.10	898.70	608.00	950.00	342.00	56.25%
86-360-001-5314	INSURANCE - PROPERTY	3.94	370.95	465.63	382.00	490.00	108.00	28.27%
86-360-001-5316	INSURANCE - VEHICLE	641.73	1,037.97	1,076.66	1,069.00	1,140.00	71.00	6.64%
86-360-001-5325	LICENSES/USER FEES	2,089.75	5,145.75	4,410.07	12,124.00	12,124.00	0.00	0.00%
86-360-001-5333	M&R-VEHICLES	1,939.66	1,396.75	119.19	2,000.00	2,000.00	0.00	0.00%
86-360-001-5338	M&R-OTHER	226.52	610.28	60,717.06	0.00	0.00	0.00	0.00%
86-360-001-5340	POSTAGE / DELIVERY	3,303.98	3,491.03	1,784.12	2,500.00	2,500.00	0.00	0.00%
86-360-001-5350	PROF SVCS-ARCH/ENG/PLANNI	107,409.27	50,660.86	8,216.00	59,000.00	59,000.00	0.00	0.00%
86-360-001-5351	PROF SVCS-ATTORNEY	150.00	78,077.70	29,775.82	0.00	8,000.00	8,000.00	0.00%
86-360-001-5359	OTHER PROFESSIONAL SERVICE	27,450.00	49.50	0.00	0.00	0.00	0.00	0.00%
86-360-001-5382	TELEPHONE-WIRELESS-DATA/V	452.12	286.01	258.03	500.00	500.00	0.00	0.00%
86-360-001-5383	TELEPHONE-WIRELESS-VOICE	484.99	668.20	542.66	500.00	500.00	0.00	0.00%

Budget Comparison Report

Account Number		FY24 Total Activity	FY25 Total Activity	FY26 YTD Activity Through Dec	Parent Budget	Comparison 1 Budget	Comparison 1 to Parent Budget	%
					FY26 Adopted	FY2027 Proposed	Increase / (Decrease)	
86-360-001-5399	OTHER CONTRACTED SERVICES	23,510.17	1,106.75	3,623.38	0.00	0.00	0.00	0.00%
Total Category: 53 - CONTRACTED SERVICES:		180,614.28	155,274.26	119,978.58	91,179.00	99,204.00	8,025.00	8.80%
Category: 54 - SUPPLIES & MATERIALS								
86-360-001-5400	CONSTRUCTION SUPPLIES	0.00	0.00	2,690.13	125,000.00	125,000.00	0.00	0.00%
86-360-001-5410	FUEL - GAS/DIESEL/OTHER	594.61	1,784.44	928.49	0.00	0.00	0.00	0.00%
86-360-001-5420	OFFICE SUPPLIES	113.23	38.97	0.00	250.00	250.00	0.00	0.00%
86-360-001-5430	REPAIR/REPLACEMENT PARTS/	2,723.73	10,456.36	12,228.39	30,000.00	30,000.00	0.00	0.00%
86-360-001-5445	UNIFORMS/SHOES/BOOTS	282.25	929.50	453.75	1,598.00	1,598.00	0.00	0.00%
86-360-001-5450	SM CAP - BUILDING/SITE IMPROV	0.00	19,800.00	0.00	112,000.00	112,000.00	0.00	0.00%
86-360-001-5499	SUPPLIES - OTHER	3,772.73	1,074.70	3,050.89	1,000.00	1,654.00	654.00	65.40%
Total Category: 54 - SUPPLIES & MATERIALS:		7,486.55	34,083.97	19,351.65	269,848.00	270,502.00	654.00	0.24%
Category: 55 - OTHER EXPENDITURES								
86-360-001-5507	DEPREC EXP-SWM	109,123.15	107,375.22	0.00	109,123.00	123,760.00	14,637.00	13.41%
86-360-001-5510	DUES/MEMBERSHIPS	1,750.00	1,030.00	1,060.00	500.00	1,060.00	560.00	112.00%
86-360-001-5574	REGISTRATION	0.00	720.00	0.00	0.00	500.00	500.00	0.00%
86-360-001-5576	TRAVEL	0.00	894.44	0.00	900.00	900.00	0.00	0.00%
Total Category: 55 - OTHER EXPENDITURES:		110,873.15	110,019.66	1,060.00	110,523.00	126,220.00	15,697.00	14.20%
Category: 56 - CAPITAL OUTLAY								
86-360-001-5660	STORM DRAINAGE	0.00	18,367.34	6,704.80	0.00	1,050,000.00	1,050,000.00	0.00%
86-360-001-5672	MEDIUM DUTY VEHICLE	0.00	0.00	0.00	100,000.00	0.00	-100,000.00	-100.00%
86-360-001-5689	OTHER EQUIP	0.00	0.00	31,216.66	60,000.00	0.00	-60,000.00	-100.00%
Total Category: 56 - CAPITAL OUTLAY:		0.00	18,367.34	37,921.46	160,000.00	1,050,000.00	890,000.00	556.25%
Category: 59 - OTHER FINANCING USES								
86-360-001-5970	OPERATING-GENERAL-UNRESE	141,310.00	123,793.00	53,276.00	106,551.00	122,582.00	16,031.00	15.05%
Total Category: 59 - OTHER FINANCING USES:		141,310.00	123,793.00	53,276.00	106,551.00	122,582.00	16,031.00	15.05%
Total Activity: 001 - General Operations:		628,371.94	646,080.22	343,461.45	984,047.00	1,920,758.00	936,711.00	95.19%
Activity: 005 - GIS								
Category: 53 - CONTRACTED SERVICES								
86-360-005-5356	PROFESSIONAL SERVICES - IT	41,568.98	31,219.80	10,056.72	45,000.00	45,000.00	0.00	0.00%
Total Category: 53 - CONTRACTED SERVICES:		41,568.98	31,219.80	10,056.72	45,000.00	45,000.00	0.00	0.00%
Total Activity: 005 - GIS:		41,568.98	31,219.80	10,056.72	45,000.00	45,000.00	0.00	0.00%

Budget Comparison Report

Account Number	FY24 Total Activity	FY25 Total Activity	FY26 YTD Activity Through Dec	Parent Budget	Comparison 1 Budget	Comparison 1 to Parent Budget	%	
				FY26 Adopted	FY2027 Proposed	Increase / (Decrease)		
Activity: 640 - MS4 Storm Water								
Category: 56 - CAPITAL OUTLAY								
86-360-640-5660	MS4 STORM DRAINAGE	-6,082.63	0.00	4,976.60	1,727,000.00	1,250,000.00	-477,000.00	-27.62%
Total Category: 56 - CAPITAL OUTLAY:		-6,082.63	0.00	4,976.60	1,727,000.00	1,250,000.00	-477,000.00	-27.62%
Total Activity: 640 - MS4 Storm Water:		-6,082.63	0.00	4,976.60	1,727,000.00	1,250,000.00	-477,000.00	-27.62%
Report Total:		663,858.29	677,300.02	358,494.77	2,756,047.00	3,215,758.00	459,711.00	16.68%



Category	FY24 Total Activity	FY25 Total Activity	FY26 YTD Activity Through Dec	Parent Budget	Comparison 1 Budget	Comparison 1 to Parent Budget	%
				FY26 Adopted	FY2027 Proposed	Increase / (Decrease)	
Revenue							
40 - LOCAL TAX REVENUE	0.00	-7,693.81	0.00	0.00	0.00	0.00	0.00%
41 - LICENSES & PERMITS	2,880.00	6,458.40	0.00	0.00	0.00	0.00	0.00%
42 - INTERGOVERNMENTAL REVENUE	469,772.82	0.00	0.00	0.00	0.00	0.00	0.00%
46 - SERVICE CHARGES	1,652,093.17	1,781,101.20	857,840.59	1,751,380.00	1,799,454.00	48,074.00	2.74%
47 - FEES, FINES, FORFEITURES	22,502.51	26,971.41	10,156.09	30,573.00	23,000.00	-7,573.00	-24.77%
48 - MISCELLANEOUS REVENUES	82,266.69	82,640.87	52,383.67	73,222.00	63,342.00	-9,880.00	-13.49%
49 - OTHER FINANCING SOURCES	0.00	46,891.64	0.00	2,403,817.00	3,107,682.00	703,865.00	29.28%
Total Revenue:	2,229,515.19	1,936,369.71	920,380.35	4,258,992.00	4,993,478.00	734,486.00	17.25%
Expense							
51 - SALARY & WAGES	179,561.65	184,497.83	76,030.98	255,005.00	303,555.00	48,550.00	19.04%
52 - FRINGE BENEFITS	73,897.08	74,702.94	50,228.62	130,516.00	186,553.00	56,037.00	42.93%
53 - CONTRACTED SERVICES	523,749.88	688,704.05	375,517.83	673,882.00	599,608.00	-74,274.00	-11.02%
54 - SUPPLIES & MATERIALS	192,233.91	399,185.41	77,726.99	352,171.00	329,071.00	-23,100.00	-6.56%
55 - OTHER EXPENDITURES	239,624.42	245,338.45	6,115.10	242,000.00	244,436.00	2,436.00	1.01%
56 - CAPITAL OUTLAY	4,500.01	1,526.15	137,349.16	2,379,200.00	3,075,000.00	695,800.00	29.25%
59 - OTHER FINANCING USES	162,288.00	208,816.00	126,493.23	226,218.00	255,255.00	29,037.00	12.84%
Total Expense:	1,375,854.95	1,802,770.83	849,461.91	4,258,992.00	4,993,478.00	734,486.00	17.25%
Report Total:	853,660.24	133,598.88	70,918.44	0.00	0.00	0.00	0.00%



Town of La Plata

Account Number	FY24 Total Activity	FY25 Total Activity	FY26 YTD Activity Through Dec	Parent Budget	Comparison 1 Budget	Comparison 1 to Parent Budget	%	
				FY26 Adopted	FY2027 Proposed	Increase / (Decrease)		
Activity: 001 - General Operations								
Category: 51 - SALARY & WAGES								
84-350-001-5102	SALARY - OT @ 1.0	1,431.61	2,506.05	1,233.90	0.00	0.00	0.00%	
84-350-001-5103	SALARY - OT @ 1.5	26,344.95	39,817.28	14,420.40	36,000.00	38,760.00	7.67%	
84-350-001-5110	REGULAR FT CIVILIAN SALARY	148,939.79	142,174.50	60,376.68	219,005.00	264,795.00	20.91%	
84-350-001-5160	BONUSES	338.85	0.00	0.00	0.00	0.00	0.00%	
Total Category: 51 - SALARY & WAGES:		177,055.20	184,497.83	76,030.98	255,005.00	303,555.00	48,550.00	19.04%
Category: 52 - FRINGE BENEFITS								
84-350-001-5205	DENTAL	1,154.23	1,063.09	492.44	1,749.00	2,460.00	711.00	40.65%
84-350-001-5215	HEALTH INSURANCE	36,237.25	33,282.25	15,212.45	71,912.00	114,370.00	42,458.00	59.04%
84-350-001-5220	LIFE INSURANCE W/H	1,274.53	1,315.60	625.49	2,447.00	3,130.00	683.00	27.91%
84-350-001-5230	WORKERS' COMPENSATION	8,170.00	9,162.45	5,875.27	9,270.00	10,460.00	1,190.00	12.84%
84-350-001-5242	ICMA-ER 457	0.00	0.00	0.00	0.00	0.00	0.00	0.00%
84-350-001-5245	MSRPS PENSION	13,785.57	16,440.98	22,212.00	28,318.00	35,783.00	7,465.00	26.36%
84-350-001-5260	F I C A / MEDICARE	13,085.74	13,438.57	5,810.97	16,820.00	20,350.00	3,530.00	20.99%
Total Category: 52 - FRINGE BENEFITS:		73,707.32	74,702.94	50,228.62	130,516.00	186,553.00	56,037.00	42.93%
Category: 53 - CONTRACTED SERVICES								
84-350-001-5300	ADS & NOTICES	0.00	0.00	60.50	0.00	0.00	0.00	0.00%
84-350-001-5301	BANK CHARGES	23,582.09	23,997.72	16,537.93	20,635.00	12,000.00	-8,635.00	-41.85%
84-350-001-5310	INSURANCE - FLOOD	0.00	573.04	529.88	590.00	560.00	-30.00	-5.08%
84-350-001-5312	INSURANCE - LIABILITY	1,114.84	1,119.67	1,773.25	1,153.00	1,870.00	717.00	62.19%
84-350-001-5314	INSURANCE - PROPERTY	5,610.15	5,748.08	7,270.64	5,921.00	7,640.00	1,719.00	29.03%
84-350-001-5316	INSURANCE - VEHICLE	3,546.87	3,707.44	5,180.36	3,819.00	5,440.00	1,621.00	42.45%
84-350-001-5318	INSURANCE - DEDUCTIBLES	0.00	11,104.23	-9,369.51	0.00	0.00	0.00	0.00%
84-350-001-5325	LICENSES/USER FEES	31,879.15	41,972.47	39,793.00	48,274.00	49,858.00	1,584.00	3.28%
84-350-001-5333	M&R-VEHICLES	4,506.52	5,676.09	1,215.58	7,000.00	7,000.00	0.00	0.00%
84-350-001-5338	M&R-OTHER	1,731.25	2,281.02	0.00	0.00	0.00	0.00	0.00%
84-350-001-5340	POSTAGE / DELIVERY	3,345.59	3,562.98	2,681.87	4,000.00	4,000.00	0.00	0.00%
84-350-001-5345	PRINTING / REPRODUCTION SE	2,358.79	2,480.08	637.00	0.00	0.00	0.00	0.00%
84-350-001-5351	PROF SVCS-ATTORNEY	0.00	7,750.00	75.00	0.00	0.00	0.00	0.00%
84-350-001-5353	PROF SVCS-CONTRACTOR	16,565.17	31,653.70	23,484.70	25,000.00	25,000.00	0.00	0.00%
84-350-001-5359	OTHER PROFESSIONAL SERVICE	50.00	16,240.00	4,640.00	16,250.00	0.00	-16,250.00	-100.00%
84-350-001-5382	TELEPHONE-WIRELESS-DATA/V	658.66	552.24	387.11	500.00	500.00	0.00	0.00%

Budget Comparison Report

Account Number		FY24 Total Activity	FY25 Total Activity	FY26 YTD Activity Through Dec	Parent Budget	Comparison 1 Budget	Comparison 1 to Parent Budget	%
					FY26 Adopted	FY2027 Proposed	Increase / (Decrease)	
84-350-001-5383	TELEPHONE-WIRELESS-VOICE	1,057.79	1,338.41	645.51	1,300.00	1,300.00	0.00	0.00%
84-350-001-5399	OTHER CONTRACTED SERVICES	29,004.84	81,368.41	39,999.47	17,999.00	12,299.00	-5,700.00	-31.67%
84-355-001-5338	M&R-OTHER	775.54	0.00	0.00	55,000.00	55,000.00	0.00	0.00%
84-355-001-5354	PRF SVCS-FAC OPS-WTR-S&P	14,718.60	14,143.75	9,635.95	14,000.00	14,700.00	700.00	5.00%
84-355-001-5399	OTHER CONTRACTED SERVICES	114,060.35	87,281.68	64,908.41	139,300.00	89,300.00	-50,000.00	-35.89%
Total Category: 53 - CONTRACTED SERVICES:		254,566.20	342,551.01	210,086.65	360,741.00	286,467.00	-74,274.00	-20.59%
Category: 54 - SUPPLIES & MATERIALS								
84-350-001-5400	CONSTRUCTION SUPPLIES	0.00	0.00	2,236.48	0.00	10,000.00	10,000.00	0.00%
84-350-001-5410	FUEL - GAS/DIESEL/OTHER	11,624.76	12,368.72	4,680.63	15,202.00	15,202.00	0.00	0.00%
84-350-001-5426	Chemical Supplies	0.00	0.00	0.00	35,000.00	0.00	-35,000.00	-100.00%
84-350-001-5430	REPAIR/REPLACEMENT PARTS/ TOOLS/EQUIPMENT	2,086.78	18,375.40	12,426.47	110,500.00	110,500.00	0.00	0.00%
84-350-001-5440	UNIFORMS/SHOES/BOOTS	1,129.47	3,572.62	2,241.83	5,631.00	5,631.00	0.00	0.00%
84-350-001-5453	SM CAP - COMMUNICATIONS E	0.00	16,717.23	0.00	0.00	0.00	0.00	0.00%
84-350-001-5458	SM CAP - OTHER EQUIP	0.00	3,396.50	3,294.75	36,888.00	36,888.00	0.00	0.00%
84-350-001-5499	SUPPLIES - OTHER	158,752.76	309,135.67	17,664.95	118,650.00	80,550.00	-38,100.00	-32.11%
84-355-001-5410	FUEL - GAS/DIESEL/OTHER	0.00	0.00	0.00	0.00	0.00	0.00	0.00%
84-355-001-5426	Chemical Supplies	0.00	27,074.25	17,880.75	0.00	40,000.00	40,000.00	0.00%
84-355-001-5430	REPAIR/REPLACEMENT PARTS/ SUPPLIES - OTHER	0.00	1,949.80	6,676.74	0.00	0.00	0.00	0.00%
84-355-001-5499		132.93	3,283.43	987.24	5,000.00	5,000.00	0.00	0.00%
Total Category: 54 - SUPPLIES & MATERIALS:		192,128.30	398,791.39	71,687.57	352,171.00	329,071.00	-23,100.00	-6.56%
Category: 55 - OTHER EXPENDITURES								
84-350-001-5507	DEPREC EXP-WTR-DISTR	74,492.08	75,145.69	0.00	75,585.00	75,150.00	-435.00	-0.58%
84-350-001-5570	INCIDENTALS-PARKING, TOLLS, LODGING	222.00	103.00	0.00	24.00	24.00	0.00	0.00%
84-350-001-5571		2,313.24	2,017.72	0.00	3,030.00	3,030.00	0.00	0.00%
84-350-001-5572	MEALS	1,086.00	1,893.20	0.00	1,512.00	1,512.00	0.00	0.00%
84-350-001-5573	MILEAGE-LOCAL	1,495.11	1,291.77	0.00	1,344.00	1,344.00	0.00	0.00%
84-350-001-5574	REGISTRATION	3,812.40	5,457.25	25.00	4,760.00	4,760.00	0.00	0.00%
84-350-001-5599	MISCELLANEOUS OTHER	266.67	400.00	175.23	0.00	0.00	0.00	0.00%
84-355-001-5507	DEPREC EXP-WTR-P&S	148,882.05	153,292.42	0.00	149,830.00	153,290.00	3,460.00	2.31%
Total Category: 55 - OTHER EXPENDITURES:		232,569.55	239,601.05	200.23	236,085.00	239,110.00	3,025.00	1.28%
Category: 56 - CAPITAL OUTLAY								
84-350-001-5654	DISTRIBUTION SYSTEM	0.00	0.00	18,242.50	2,294,200.00	3,075,000.00	780,800.00	34.03%
84-350-001-5672	MEDIUM DUTY VEHICLE	0.00	0.00	0.00	0.00	0.00	0.00	0.00%
84-350-001-5689	OTHER EQUIP	4,500.01	0.00	31,216.66	85,000.00	0.00	-85,000.00	-100.00%
84-355-001-5689	OTHER EQUIP	0.00	1,526.15	0.00	0.00	0.00	0.00	0.00%
Total Category: 56 - CAPITAL OUTLAY:		4,500.01	1,526.15	49,459.16	2,379,200.00	3,075,000.00	695,800.00	29.25%

Budget Comparison Report

Account Number	FY24 Total Activity	FY25 Total Activity	FY26 YTD Activity Through Dec	Parent Budget	Comparison 1 Budget	Comparison 1 to Parent Budget	%
				FY26 Adopted	FY2027 Proposed	Increase / (Decrease)	
Category: 59 - OTHER FINANCING USES							
84-350-001-5960 VEHICLE RESERVE	0.00	0.00	0.00	0.00	0.00	0.00	0.00%
84-350-001-5970 OPERATING-GENERAL-UNRESE	162,288.00	208,816.00	99,726.00	199,451.00	227,899.00	28,448.00	14.26%
Total Category: 59 - OTHER FINANCING USES:	162,288.00	208,816.00	99,726.00	199,451.00	227,899.00	28,448.00	14.26%
Total Activity: 001 - General Operations:	1,096,814.58	1,450,486.37	557,419.21	3,913,169.00	4,647,655.00	734,486.00	18.77%
Activity: 002 - Maintenance							
Category: 51 - SALARY & WAGES							
84-350-002-5103 SALARY - OT @ 1.5	2,506.45	0.00	0.00	0.00	0.00	0.00	0.00%
Total Category: 51 - SALARY & WAGES:	2,506.45	0.00	0.00	0.00	0.00	0.00	0.00%
Category: 52 - FRINGE BENEFITS							
84-350-002-5230 WORKMAN'S COMPENSATION	0.00	0.00	0.00	0.00	0.00	0.00	0.00%
84-350-002-5260 F I C A / MEDICARE	189.76	0.00	0.00	0.00	0.00	0.00	0.00%
Total Category: 52 - FRINGE BENEFITS:	189.76	0.00	0.00	0.00	0.00	0.00	0.00%
Total Activity: 002 - Maintenance:	2,696.21	0.00	0.00	0.00	0.00	0.00	0.00%
Activity: 005 - GIS							
Category: 53 - CONTRACTED SERVICES							
84-350-005-5356 PROF SVCS-IT SUPPORT	59,303.25	77,559.93	7,084.62	50,000.00	50,000.00	0.00	0.00%
Total Category: 53 - CONTRACTED SERVICES:	59,303.25	77,559.93	7,084.62	50,000.00	50,000.00	0.00	0.00%
Total Activity: 005 - GIS:	59,303.25	77,559.93	7,084.62	50,000.00	50,000.00	0.00	0.00%
Activity: 630 - AMR/Meter Replacement							
Category: 53 - CONTRACTED SERVICES							
84-350-630-5351 PROF SVCS-ATTORNEY	1,850.00	0.00	0.00	0.00	0.00	0.00	0.00%
Total Category: 53 - CONTRACTED SERVICES:	1,850.00	0.00	0.00	0.00	0.00	0.00	0.00%
Total Activity: 630 - AMR/Meter Replacement:	1,850.00	0.00	0.00	0.00	0.00	0.00	0.00%
Activity: 825 - MDE 2011 SRF-AMR/Meter Upgrade #1							
Category: 55 - OTHER EXPENDITURES							
84-350-825-5505 MDE 11 SRF/AMR LN COSTS/FE	1,529.13	1,529.13	1,529.13	1,529.00	1,529.00	0.00	0.00%
84-350-825-5534 INTEREST-STATE LOANS	5,525.74	4,208.27	4,385.74	4,386.00	3,797.00	-589.00	-13.43%
Total Category: 55 - OTHER EXPENDITURES:	7,054.87	5,737.40	5,914.87	5,915.00	5,326.00	-589.00	-9.96%
Category: 59 - OTHER FINANCING USES							
84-350-825-5902 MDE 11 SRF/AMR LN PRIN -	0.00	0.00	26,767.23	26,767.00	27,356.00	589.00	2.20%
Total Category: 59 - OTHER FINANCING USES:	0.00	0.00	26,767.23	26,767.00	27,356.00	589.00	2.20%
Total Activity: 825 - MDE 2011 SRF-AMR/Meter Upgrade #1:	7,054.87	5,737.40	32,682.10	32,682.00	32,682.00	0.00	0.00%

Budget Comparison Report

Account Number	FY24 Total Activity	FY25 Total Activity	FY26 YTD Activity Through Dec	Parent Budget	Comparison 1 Budget	Comparison 1 to Parent Budget	%	
				FY26 Adopted	FY2027 Proposed	Increase / (Decrease)		
Activity: 980 - Well 5								
Category: 53 - CONTRACTED SERVICES								
84-355-980-5338	M&R-OTHER	244.42	29.95	3,317.44	0.00	0.00	0.00	0.00%
84-355-980-5370	ELECTRICITY-WELL#5	2,778.71	4,220.02	1,873.69	4,056.00	4,056.00	0.00	0.00%
Total Category: 53 - CONTRACTED SERVICES:		3,023.13	4,249.97	5,191.13	4,056.00	4,056.00	0.00	0.00%
Total Activity: 980 - Well 5:		3,023.13	4,249.97	5,191.13	4,056.00	4,056.00	0.00	0.00%
Activity: 982 - Well 8								
Category: 53 - CONTRACTED SERVICES								
84-355-982-5338	M&R-OTHER-WELL#8	19,287.97	1,631.84	1,124.00	0.00	0.00	0.00	0.00%
84-355-982-5370	ELECTRICITY-WELL#8	92,963.16	121,303.86	67,140.30	131,374.00	131,374.00	0.00	0.00%
Total Category: 53 - CONTRACTED SERVICES:		112,251.13	122,935.70	68,264.30	131,374.00	131,374.00	0.00	0.00%
Category: 54 - SUPPLIES & MATERIALS								
84-355-982-5430	RPR/RPLCMNT PRTS/MTRLS-W	105.61	30.44	6,028.38	0.00	0.00	0.00	0.00%
Total Category: 54 - SUPPLIES & MATERIALS:		105.61	30.44	6,028.38	0.00	0.00	0.00	0.00%
Total Activity: 982 - Well 8:		112,356.74	122,966.14	74,292.68	131,374.00	131,374.00	0.00	0.00%
Activity: 983 - Well 9								
Category: 53 - CONTRACTED SERVICES								
84-355-983-5338	M&R-OTHER-WELL #9	11,365.02	24,117.66	650.00	0.00	0.00	0.00	0.00%
84-355-983-5370	ELECTRICITY-WELL#9	13,283.34	13,525.82	14,197.96	13,529.00	13,529.00	0.00	0.00%
Total Category: 53 - CONTRACTED SERVICES:		24,648.36	37,643.48	14,847.96	13,529.00	13,529.00	0.00	0.00%
Total Activity: 983 - Well 9:		24,648.36	37,643.48	14,847.96	13,529.00	13,529.00	0.00	0.00%
Activity: 984 - Well 10								
Category: 53 - CONTRACTED SERVICES								
84-355-984-5338	M&R-OTHER-WELL#10	1,908.30	248.71	650.00	0.00	0.00	0.00	0.00%
84-355-984-5370	ELECTRICITY-WELL#10	16,004.37	21,301.91	35,439.12	21,746.00	21,746.00	0.00	0.00%
Total Category: 53 - CONTRACTED SERVICES:		17,912.67	21,550.62	36,089.12	21,746.00	21,746.00	0.00	0.00%
Total Activity: 984 - Well 10:		17,912.67	21,550.62	36,089.12	21,746.00	21,746.00	0.00	0.00%
Activity: 985 - Well 11								
Category: 53 - CONTRACTED SERVICES								
84-355-985-5338	M&R-OTHER-WELL#11	739.39	1,670.63	11,793.29	0.00	0.00	0.00	0.00%
84-355-985-5370	ELECTRICITY-WELL#11 (301 Ro:	44,207.07	75,151.99	20,562.47	87,307.00	87,307.00	0.00	0.00%
Total Category: 53 - CONTRACTED SERVICES:		44,946.46	76,822.62	32,355.76	87,307.00	87,307.00	0.00	0.00%
Category: 56 - CAPITAL OUTLAY								
84-355-985-5629	OTHER SITE IMPRVMENTS-WELL	0.00	0.00	87,890.00	0.00	0.00	0.00	0.00%

Budget Comparison Report

Account Number	FY24 Total Activity	FY25 Total Activity	FY26 YTD Activity Through Dec	Parent Budget	Comparison 1 Budget	Comparison 1 to Parent Budget	%
				FY26 Adopted	FY2027 Proposed	Increase / (Decrease)	
84-355-985-5689 OTHER EQUIP-WELL #11	0.00	0.00	0.00	0.00	0.00	0.00	0.00%
Total Category: 56 - CAPITAL OUTLAY:	0.00	0.00	87,890.00	0.00	0.00	0.00	0.00%
Total Activity: 985 - Well 11:	44,946.46	76,822.62	120,245.76	87,307.00	87,307.00	0.00	0.00%
Activity: 990 - Dorchester water tower							
Category: 53 - CONTRACTED SERVICES							
84-355-990-5370 ELECTRICITY-DORCHESTER WT	1,399.58	437.71	148.42	543.00	543.00	0.00	0.00%
Total Category: 53 - CONTRACTED SERVICES:	1,399.58	437.71	148.42	543.00	543.00	0.00	0.00%
Category: 54 - SUPPLIES & MATERIALS							
84-355-990-5499 SUPPLIES - OTHER-DORCHESTE	0.00	363.58	11.04	0.00	0.00	0.00	0.00%
Total Category: 54 - SUPPLIES & MATERIALS:	0.00	363.58	11.04	0.00	0.00	0.00	0.00%
Total Activity: 990 - Dorchester water tower:	1,399.58	801.29	159.46	543.00	543.00	0.00	0.00%
Activity: 991 - Roswick water tower							
Category: 53 - CONTRACTED SERVICES							
84-355-991-5370 ELECTRICITY-ROSEWICK WT	2,604.22	2,896.34	615.23	2,690.00	2,690.00	0.00	0.00%
Total Category: 53 - CONTRACTED SERVICES:	2,604.22	2,896.34	615.23	2,690.00	2,690.00	0.00	0.00%
Total Activity: 991 - Roswick water tower:	2,604.22	2,896.34	615.23	2,690.00	2,690.00	0.00	0.00%
Activity: 993 - Wills Park water tower							
Category: 53 - CONTRACTED SERVICES							
84-355-993-5338 M&R-OTHER-WILLS PRK WT	0.00	337.50	0.00	0.00	0.00	0.00	0.00%
84-355-993-5370 ELECTRICITY-WILLS PRK WT	1,244.88	1,719.17	834.64	1,896.00	1,896.00	0.00	0.00%
Total Category: 53 - CONTRACTED SERVICES:	1,244.88	2,056.67	834.64	1,896.00	1,896.00	0.00	0.00%
Total Activity: 993 - Wills Park water tower:	1,244.88	2,056.67	834.64	1,896.00	1,896.00	0.00	0.00%
Report Total:	1,375,854.95	1,802,770.83	849,461.91	4,258,992.00	4,993,478.00	734,486.00	17.25%



Category	FY24 Total Activity	FY25 Total Activity	FY26 YTD Activity Through Dec	Parent Budget	Comparison 1 Budget	Comparison 1 to Parent Budget	%
				FY26 Adopted	FY2027 Proposed	Increase / (Decrease)	
Revenue							
42 - INTERGOVERNMENTAL REVENUE	1,155,729.70	16,587.64	0.00	0.00	16,000.00	16,000.00	0.00%
46 - SERVICE CHARGES	12,202,474.37	10,017,061.29	2,757,733.77	4,866,675.00	5,250,342.00	383,667.00	7.88%
47 - FEES, FINES, FORFEITURES	52,436.89	63,763.96	26,140.19	74,006.00	59,000.00	-15,006.00	-20.28%
48 - MISCELLANEOUS REVENUES	619,533.83	705,363.62	387,345.30	533,956.00	400,532.00	-133,424.00	-24.99%
49 - OTHER FINANCING SOURCES	227,245.09	478,543.05	0.00	10,799,241.00	5,381,827.00	-5,417,414.00	-50.16%
Total Revenue:	14,257,419.88	11,281,319.56	3,171,219.26	16,273,878.00	11,107,701.00	-5,166,177.00	-31.75%
Expense							
51 - SALARY & WAGES	621,218.58	697,905.55	359,644.11	795,600.00	889,380.00	93,780.00	11.79%
52 - FRINGE BENEFITS	297,928.75	333,625.22	216,753.84	429,563.00	481,103.00	51,540.00	12.00%
53 - CONTRACTED SERVICES	1,100,556.00	1,259,527.62	753,764.71	1,494,946.00	1,502,771.00	7,825.00	0.52%
54 - SUPPLIES & MATERIALS	485,636.72	530,138.52	290,037.68	708,108.00	745,608.00	37,500.00	5.30%
55 - OTHER EXPENDITURES	1,175,985.64	1,517,098.94	74,631.14	1,194,609.00	1,484,479.00	289,870.00	24.26%
56 - CAPITAL OUTLAY	36,562.56	12,284.62	312,305.01	10,710,000.00	4,760,000.00	-5,950,000.00	-55.56%
59 - OTHER FINANCING USES	495,242.00	628,937.00	445,536.30	941,052.00	1,244,360.00	303,308.00	32.23%
Total Expense:	4,213,130.25	4,979,517.47	2,452,672.79	16,273,878.00	11,107,701.00	-5,166,177.00	-31.75%
Report Total:	10,044,289.63	6,301,802.09	718,546.47	0.00	0.00	0.00	0.00%



Town of La Plata

Account Number	FY24 Total Activity	FY25 Total Activity	FY26 YTD Activity Through Dec	Parent Budget	Comparison 1 Budget	Comparison 1 to Parent Budget	%
				FY26 Adopted	FY2027 Proposed	Increase / (Decrease)	
Activity: 001 - General Operations							
Category: 51 - SALARY & WAGES							
82-340-001-5102	SALARY - OT @ 1.0	1,344.78	2,041.69	1,083.10	0.00	0.00	0.00%
82-340-001-5103	SALARY - OT @ 1.5	18,677.17	13,567.53	7,010.88	18,000.00	19,380.00	7.67%
82-340-001-5110	REGULAR FT CIVILIAN SALARY	120,079.27	141,686.01	60,377.52	219,005.00	217,082.00	-0.88%
82-340-001-5160	BONUSES	299.58	0.00	0.00	0.00	0.00	0.00%
82-345-001-5102	SALARY - OT @ 1.0	2,501.05	6,338.57	3,118.12	0.00	0.00	0.00%
82-345-001-5103	SALARY - OT @ 1.5	24,431.48	61,411.66	44,051.94	25,000.00	26,920.00	7.68%
82-345-001-5110	REGULAR FT CIVILIAN SALARY	450,444.78	472,860.09	244,002.55	533,595.00	625,998.00	17.32%
82-345-001-5160	BONUSES	838.97	0.00	0.00	0.00	0.00	0.00%
Total Category: 51 - SALARY & WAGES:		618,617.08	697,905.55	359,644.11	795,600.00	889,380.00	11.79%
Category: 52 - FRINGE BENEFITS							
82-340-001-5205	DENTAL	943.58	1,054.08	492.47	1,749.00	1,950.00	11.49%
82-340-001-5215	HEALTH INSURANCE	28,397.44	32,947.90	15,212.95	71,912.00	81,860.00	13.83%
82-340-001-5220	LIFE INSURANCE W/H	1,052.20	1,315.58	625.52	2,447.00	2,570.00	5.03%
82-340-001-5230	WORKERS' COMPENSATION	8,170.00	8,447.45	5,662.86	9,270.00	8,580.00	-7.44%
82-340-001-5242	ICMA-ER 457	0.00	0.00	0.00	0.00	0.00	0.00%
82-340-001-5245	MSRPS PENSION	14,147.66	15,474.98	17,856.00	28,318.00	29,333.00	3.58%
82-340-001-5260	F I C A / MEDICARE	10,674.42	11,668.83	5,220.09	16,820.00	16,690.00	-0.77%
82-345-001-5205	DENTAL	3,532.04	3,484.62	1,836.20	4,260.00	4,720.00	10.80%
82-345-001-5215	HEALTH INSURANCE	88,606.31	102,609.79	69,019.55	157,210.00	173,860.00	10.59%
82-345-001-5220	LIFE INSURANCE W/H	3,858.03	4,103.35	2,215.09	5,960.00	7,280.00	22.15%
82-345-001-5230	WORKERS' COMPENSATION	17,457.00	19,457.37	11,338.00	21,030.00	21,680.00	3.09%
82-345-001-5242	ICMA-ER 457	0.00	0.00	0.00	0.00	0.00	0.00%
82-345-001-5245	MSRPS PENSION	84,515.22	93,512.55	64,916.00	69,737.00	84,630.00	21.36%
82-345-001-5260	F I C A / MEDICARE	36,376.77	39,548.72	22,359.11	40,850.00	47,950.00	17.38%
Total Category: 52 - FRINGE BENEFITS:		297,730.67	333,625.22	216,753.84	429,563.00	481,103.00	12.00%
Category: 53 - CONTRACTED SERVICES							
82-340-001-5301	BANK CHARGES	68,269.03	73,798.75	50,914.05	60,080.00	12,000.00	-48.03%
82-340-001-5310	INSURANCE - FLOOD	0.00	388.60	279.80	400.00	300.00	-25.00%
82-340-001-5312	INSURANCE - LIABILITY	22,976.21	44,893.10	1,755.52	46,240.00	26,850.00	-41.93%
82-340-001-5314	INSURANCE - PROPERTY	3,657.10	3,968.00	4,109.91	4,087.00	4,320.00	5.70%
82-340-001-5316	INSURANCE - VEHICLE	4,273.76	4,499.60	5,399.23	4,635.00	5,670.00	22.33%

Budget Comparison Report

Account Number		FY24 Total Activity	FY25 Total Activity	FY26 YTD Activity Through Dec	Parent Budget	Comparison 1 Budget	Comparison 1 to Parent Budget	%
					FY26 Adopted	FY2027 Proposed	Increase / (Decrease)	
82-340-001-5318	INSURANCE - DEDUCTIBLES	6,000.00	5,000.00	3,160.00	3,000.00	3,000.00	0.00	0.00%
82-340-001-5325	LICENSES/USER FEES	4,760.94	4,076.25	694.54	17,874.00	17,874.00	0.00	0.00%
82-340-001-5333	M&R-VEHICLES	4,567.17	6,422.47	1,548.31	0.00	0.00	0.00	0.00%
82-340-001-5338	M&R-OTHER	12,342.00	3,038.87	3,995.00	10,000.00	10,000.00	0.00	0.00%
82-340-001-5340	POSTAGE / DELIVERY	3,303.98	3,491.03	1,784.12	0.00	4,000.00	4,000.00	0.00%
82-340-001-5350	PROF SVCS-ARCH/ENG/PLANNI	6,506.00	0.00	750.00	25,000.00	25,000.00	0.00	0.00%
82-340-001-5351	PROF SVCS-ATTORNEY	800.00	350.00	13,950.00	0.00	500.00	500.00	0.00%
82-340-001-5354	PRF SVCS-FAC OPS-SWR-C&C	9,912.50	11,906.36	10,229.13	0.00	0.00	0.00	0.00%
82-340-001-5360	RENTS	42.18	178.48	0.00	0.00	0.00	0.00	0.00%
82-340-001-5382	TELEPHONE-WIRELESS-DATA/V	878.24	900.24	398.78	900.00	900.00	0.00	0.00%
82-340-001-5383	TELEPHONE-WIRELESS-VOICE	755.74	1,024.38	646.73	800.00	800.00	0.00	0.00%
82-340-001-5399	OTHER CONTRACTED SERVICES	32,718.69	26,874.57	13,097.90	11,000.00	23,200.00	12,200.00	110.91%
82-345-001-5300	ADS & NOTICES	0.00	0.00	115.50	0.00	0.00	0.00	0.00%
82-345-001-5310	INSURANCE - FLOOD	0.00	3,402.54	2,747.20	3,505.00	2,890.00	-615.00	-17.55%
82-345-001-5312	INSURANCE - LIABILITY	2,579.55	3,404.40	4,300.13	3,507.00	4,520.00	1,013.00	28.89%
82-345-001-5314	INSURANCE - PROPERTY	34,714.79	32,824.83	37,872.48	33,810.00	39,770.00	5,960.00	17.63%
82-345-001-5316	INSURANCE - VEHICLE	4,138.59	4,080.47	6,769.31	4,203.00	7,110.00	2,907.00	69.16%
82-345-001-5325	LICENSES/USER FEES	4,632.40	16,507.74	10,592.08	20,500.00	20,500.00	0.00	0.00%
82-345-001-5333	M&R-VEHICLES	6,793.82	716.59	5,259.69	8,000.00	8,000.00	0.00	0.00%
82-345-001-5338	M&R-OTHER	3,589.44	42,726.35	33,684.67	125,000.00	125,000.00	0.00	0.00%
82-345-001-5350	PROF SVCS-ARCH/ENG/PLANNI	0.00	17,505.00	3,532.50	50,000.00	50,000.00	0.00	0.00%
82-345-001-5351	PROF SVCS-ATTORNEY	550.00	6,850.00	64,888.93	0.00	0.00	0.00	0.00%
82-345-001-5353	PROF SVCS-CONTRACTOR	3,025.00	3,844.00	0.00	21,250.00	21,250.00	0.00	0.00%
82-345-001-5354	PRF SVCS-FAC OPS-SWR-TRTMI	152,464.49	186,750.99	80,882.82	212,090.00	212,090.00	0.00	0.00%
82-345-001-5356	Vijeo Citect Programming Sprr	0.00	0.00	0.00	0.00	0.00	0.00	0.00%
82-345-001-5370	ELECTRICITY	256,377.22	326,985.42	181,280.64	337,445.00	362,560.00	25,115.00	7.44%
82-345-001-5373	INTERNET SERVICE	1,319.88	1,429.87	659.94	0.00	0.00	0.00	0.00%
82-345-001-5382	TELEPHONE-WIRELESS-DATA/V	1,079.35	1,410.35	720.14	1,400.00	1,400.00	0.00	0.00%
82-345-001-5383	TELEPHONE-WIRELESS-VOICE	2,507.36	3,085.66	2,073.67	2,800.00	2,800.00	0.00	0.00%
82-345-001-5399	OTHER CONTRACTED SERVICES	319,147.29	251,927.54	140,753.07	265,557.00	278,800.00	13,243.00	4.99%
Total Category: 53 - CONTRACTED SERVICES:		974,682.72	1,094,262.45	688,845.79	1,273,083.00	1,271,104.00	-1,979.00	-0.16%
Category: 54 - SUPPLIES & MATERIALS								
82-340-001-5400	CONSTRUCTION SUPPLIES	0.00	0.00	1,012.09	0.00	2,000.00	2,000.00	0.00%
82-340-001-5410	FUEL - GAS/DIESEL/OTHER	12,203.14	13,015.57	6,249.04	16,723.00	16,723.00	0.00	0.00%
82-340-001-5430	REPAIR/REPLACEMENT PARTS/	3,658.36	4,247.11	2,119.60	0.00	2,000.00	2,000.00	0.00%
82-340-001-5440	TOOLS/EQUIPMENT	6,786.62	836.15	1,346.39	10,000.00	10,000.00	0.00	0.00%
82-340-001-5445	UNIFORMS/SHOES/BOOTS	1,083.50	4,184.95	1,833.05	5,631.00	5,631.00	0.00	0.00%
82-340-001-5458	SM CAP - OTHER EQUIP	0.00	6,692.89	0.00	0.00	0.00	0.00	0.00%
82-340-001-5499	SUPPLIES - OTHER	13,499.65	19,936.15	3,787.61	16,500.00	16,500.00	0.00	0.00%

Budget Comparison Report

Account Number		FY24 Total Activity	FY25 Total Activity	FY26 YTD Activity Through Dec	Parent Budget	Comparison 1 Budget	Comparison 1 to Parent Budget	%
					FY26 Adopted	FY2027 Proposed	Increase / (Decrease)	
82-345-001-5405	CUSTODIAL SUPPLIES	882.04	743.31	609.64	1,000.00	1,000.00	0.00	0.00%
82-345-001-5410	FUEL - GAS/DIESEL/OTHER	18,474.00	10,701.69	6,163.85	23,384.00	23,384.00	0.00	0.00%
82-345-001-5420	OFFICE SUPPLIES	1,804.56	1,102.62	202.71	1,500.00	1,500.00	0.00	0.00%
82-345-001-5426	Chemical Supplies	0.00	344,385.98	181,189.73	340,000.00	373,500.00	33,500.00	9.85%
82-345-001-5427	Lab Supplies	0.00	0.00	0.00	0.00	0.00	0.00	0.00%
82-345-001-5430	REPAIR/REPLACEMENT PARTS/	539.38	7,974.12	40,534.24	0.00	0.00	0.00	0.00%
82-345-001-5445	UNIFORMS/SHOES/BOOTS	1,408.47	9,890.71	5,279.89	10,370.00	10,370.00	0.00	0.00%
82-345-001-5451	SM CAP - A/V EQUIPMENT	0.00	0.00	0.00	750.00	750.00	0.00	0.00%
82-345-001-5454	SM CAP - COMPUTER HARDWA	0.00	0.00	0.00	1,250.00	1,250.00	0.00	0.00%
82-345-001-5455	SM CAP - COMPUTER SOFTWA	0.00	34,393.25	0.00	0.00	0.00	0.00	0.00%
82-345-001-5457	SM CAP - OFFICE EQUIP/FURNI	0.00	0.00	0.00	1,000.00	1,000.00	0.00	0.00%
82-345-001-5458	SM CAP - OTHER EQUIP	0.00	0.00	8,443.65	150,000.00	150,000.00	0.00	0.00%
82-345-001-5499	SUPPLIES - OTHER	367,704.88	27,063.97	31,266.19	130,000.00	130,000.00	0.00	0.00%
Total Category: 54 - SUPPLIES & MATERIALS:		428,044.60	485,168.47	290,037.68	708,108.00	745,608.00	37,500.00	5.30%
Category: 55 - OTHER EXPENDITURES								
82-340-001-5507	DEPREC EXP-SWR-C&C	351,437.56	508,743.04	0.00	355,000.00	439,341.00	84,341.00	23.76%
82-340-001-5540	LOSSES/CLAIMS/JUDGEMENTS	543.38	0.00	0.00	0.00	0.00	0.00	0.00%
82-340-001-5572	MEALS	0.00	0.00	0.00	0.00	0.00	0.00	0.00%
82-340-001-5574	REGISTRATION	0.00	0.00	0.00	0.00	0.00	0.00	0.00%
82-345-001-5507	DEPREC EXP-SWR-TRTMNT	775,694.13	972,083.92	0.00	785,710.00	788,216.00	2,506.00	0.32%
82-345-001-5540	LOSSES/CLAIMS/JUDGEMENTS	0.00	0.00	0.00	0.00	50,000.00	50,000.00	0.00%
82-345-001-5570	INCIDENTALS-PARKING, TOLLS,	162.00	9.00	24.00	35.00	35.00	0.00	0.00%
82-345-001-5571	LODGING	1,828.17	604.80	1,612.80	5,530.00	5,530.00	0.00	0.00%
82-345-001-5572	MEALS	0.00	0.00	137.00	2,142.00	2,142.00	0.00	0.00%
82-345-001-5573	MILEAGE-LOCAL	0.00	0.00	224.00	1,344.00	1,344.00	0.00	0.00%
82-345-001-5574	REGISTRATION	1,814.74	1,165.75	125.00	6,860.00	6,860.00	0.00	0.00%
82-345-001-5576	TRAVEL-AIRFARE, RENTAL CAR,	0.00	0.00	362.97	600.00	600.00	0.00	0.00%
Total Category: 55 - OTHER EXPENDITURES:		1,131,479.98	1,482,606.51	2,485.77	1,157,221.00	1,294,068.00	136,847.00	11.83%
Category: 56 - CAPITAL OUTLAY								
82-340-001-5640	PIPES / MAINS	0.00	0.00	0.00	350,000.00	1,000,000.00	650,000.00	185.71%
82-340-001-5642	PUMP STATION	920.00	0.00	0.00	200,000.00	1,000,000.00	800,000.00	400.00%
82-340-001-5672	MEDIUM DUTY VEHICLE	0.00	0.00	0.00	250,000.00	0.00	-250,000.00	-100.00%
82-340-001-5673	HEAVY DUTY VEHICLE	0.00	0.00	0.00	0.00	0.00	0.00	0.00%
82-340-001-5689	OTHER EQUIP	0.00	0.00	31,216.68	60,000.00	0.00	-60,000.00	-100.00%
82-345-001-5672	MEDIUM DUTY VEHICLE	0.00	0.00	0.00	0.00	60,000.00	60,000.00	0.00%
82-345-001-5673	HEAVY DUTY VEHICLE	0.00	0.00	194,671.00	0.00	0.00	0.00	0.00%
82-345-001-5683	COMPUTER HARDWARE	211.15	0.00	0.00	0.00	0.00	0.00	0.00%

Budget Comparison Report

Account Number	FY24 Total Activity	FY25 Total Activity	FY26 YTD Activity Through Dec	Parent Budget	Comparison 1 Budget	Comparison 1 to Parent Budget	%
				FY26 Adopted	FY2027 Proposed	Increase / (Decrease)	
82-345-001-5689 OTHER EQUIP	25,000.00	0.00	53,943.74	0.00	0.00	0.00	0.00%
Total Category: 56 - CAPITAL OUTLAY:	26,131.15	0.00	279,831.42	860,000.00	2,060,000.00	1,200,000.00	139.53%
Category: 59 - OTHER FINANCING USES							
82-340-001-5960 VEHICLE RESERVE	0.00	0.00	0.00	0.00	0.00	0.00	0.00%
82-340-001-5970 OPERATING-GENERAL-UNRESE	495,242.00	628,937.00	318,852.00	637,704.00	812,944.00	175,240.00	27.48%
82-345-001-5960 VEHICLE RESERVE	0.00	0.00	0.00	0.00	0.00	0.00	0.00%
Total Category: 59 - OTHER FINANCING USES:	495,242.00	628,937.00	318,852.00	637,704.00	812,944.00	175,240.00	27.48%
Total Activity: 001 - General Operations:	3,971,928.20	4,722,505.20	2,156,450.61	5,861,279.00	7,554,207.00	1,692,928.00	28.88%
Activity: 002 - Maintenance							
Category: 51 - SALARY & WAGES							
82-340-002-5102 SALARY - OT @ 1.0	27.67	0.00	0.00	0.00	0.00	0.00	0.00%
82-340-002-5103 SALARY - OT @ 1.5	2,573.83	0.00	0.00	0.00	0.00	0.00	0.00%
Total Category: 51 - SALARY & WAGES:	2,601.50	0.00	0.00	0.00	0.00	0.00	0.00%
Category: 52 - FRINGE BENEFITS							
82-340-002-5230 WORKMAN'S COMPENSATION	0.00	0.00	0.00	0.00	0.00	0.00	0.00%
82-340-002-5260 F I C A / MEDICARE	198.08	0.00	0.00	0.00	0.00	0.00	0.00%
Total Category: 52 - FRINGE BENEFITS:	198.08	0.00	0.00	0.00	0.00	0.00	0.00%
Category: 53 - CONTRACTED SERVICES							
82-345-002-5354 PROF SVCS-FACILITY MAINTEN,	3,738.10	0.00	0.00	0.00	0.00	0.00	0.00%
82-345-002-5399 MAINTENANCE - OTHER CONTI	5,795.58	2,775.81	0.00	0.00	0.00	0.00	0.00%
Total Category: 53 - CONTRACTED SERVICES:	9,533.68	2,775.81	0.00	0.00	0.00	0.00	0.00%
Category: 54 - SUPPLIES & MATERIALS							
82-345-002-5430 REPAIR/REPLACEMENT PARTS/	56,949.13	44,840.92	0.00	0.00	0.00	0.00	0.00%
82-345-002-5499 SUPPLIES - OTHER	315.31	106.87	0.00	0.00	0.00	0.00	0.00%
Total Category: 54 - SUPPLIES & MATERIALS:	57,264.44	44,947.79	0.00	0.00	0.00	0.00	0.00%
Total Activity: 002 - Maintenance:	69,597.70	47,723.60	0.00	0.00	0.00	0.00	0.00%
Activity: 005 - GIS							
Category: 53 - CONTRACTED SERVICES							
82-340-005-5356 PROF SVCS-IT SUPPORT	21,342.86	15,080.73	1,125.97	45,000.00	45,000.00	0.00	0.00%
Total Category: 53 - CONTRACTED SERVICES:	21,342.86	15,080.73	1,125.97	45,000.00	45,000.00	0.00	0.00%
Total Activity: 005 - GIS:	21,342.86	15,080.73	1,125.97	45,000.00	45,000.00	0.00	0.00%
Activity: 611 - SW Quadrant Sewer Project							
Category: 53 - CONTRACTED SERVICES							
82-340-611-5350 PROF SVCS-ARCH/ENG/PLANNI	0.00	0.00	0.00	0.00	0.00	0.00	0.00%

Budget Comparison Report

Account Number	FY24 Total Activity	FY25 Total Activity	FY26 YTD Activity Through Dec	Parent Budget	Comparison 1 Budget	Comparison 1 to Parent Budget	%
				FY26 Adopted	FY2027 Proposed	Increase / (Decrease)	
82-340-611-5399 OTHER CONTRACTED SERVICES	38,000.00	0.00	0.00	0.00	0.00	0.00	0.00%
Total Category: 53 - CONTRACTED SERVICES:	38,000.00	0.00	0.00	0.00	0.00	0.00	0.00%
Total Activity: 611 - SW Quadrant Sewer Project:	38,000.00	0.00	0.00	0.00	0.00	0.00	0.00%
Activity: 820 - MDE 2004 SRF-BNR-20yr							
Category: 55 - OTHER EXPENDITURES							
82-345-820-5534 MDE 01 SRF/BNR UPGRD LN IN	0.00	-1,845.00	0.00	0.00	0.00	0.00	0.00%
Total Category: 55 - OTHER EXPENDITURES:	0.00	-1,845.00	0.00	0.00	0.00	0.00	0.00%
Total Activity: 820 - MDE 2004 SRF-BNR-20yr:	0.00	-1,845.00	0.00	0.00	0.00	0.00	0.00%
Activity: 823 - MDE 2010 ARRA-WLPS-20yr							
Category: 55 - OTHER EXPENDITURES							
82-340-823-5505 MDE 2010 ARRA BND ISSUE CC	10,169.23	10,169.23	10,169.23	10,169.00	10,169.00	0.00	0.00%
82-340-823-5534 MDE 2010 ARRA BND INTEREST	13,996.20	9,396.93	4,957.15	9,914.00	7,843.00	-2,071.00	-20.89%
Total Category: 55 - OTHER EXPENDITURES:	24,165.43	19,566.16	15,126.38	20,083.00	18,012.00	-2,071.00	-10.31%
Category: 59 - OTHER FINANCING USES							
82-340-823-5902 MDE 2010 ARRA LN PRINCIPAL	0.00	0.00	0.00	207,162.00	209,233.00	2,071.00	1.00%
Total Category: 59 - OTHER FINANCING USES:	0.00	0.00	0.00	207,162.00	209,233.00	2,071.00	1.00%
Total Activity: 823 - MDE 2010 ARRA-WLPS-20yr:	24,165.43	19,566.16	15,126.38	227,245.00	227,245.00	0.00	0.00%
Activity: 824 - MDE 2010 SRF-WLPS-20yr							
Category: 55 - OTHER EXPENDITURES							
82-340-824-5505 MDE 2010 SRF BND ISSUE COS	2,191.02	2,191.02	2,191.02	2,191.00	2,191.00	0.00	0.00%
82-340-824-5534 MDE 2010 SRF BND INTEREST	3,092.42	2,121.57	2,230.74	2,231.00	1,793.00	-438.00	-19.63%
Total Category: 55 - OTHER EXPENDITURES:	5,283.44	4,312.59	4,421.76	4,422.00	3,984.00	-438.00	-9.91%
Category: 59 - OTHER FINANCING USES							
82-340-824-5902 MDE 2010 SRF LN PRINCIPAL	0.00	0.00	43,731.33	43,731.00	44,169.00	438.00	1.00%
Total Category: 59 - OTHER FINANCING USES:	0.00	0.00	43,731.33	43,731.00	44,169.00	438.00	1.00%
Total Activity: 824 - MDE 2010 SRF-WLPS-20yr:	5,283.44	4,312.59	48,153.09	48,153.00	48,153.00	0.00	0.00%
Activity: 827 - MDE 2011 SRF -WWTP ENR Upgrade							
Category: 55 - OTHER EXPENDITURES							
82-345-827-5505 MDE 11 SRF/ENR UPGRD LN CC	2,847.55	2,847.55	2,847.55	2,908.00	2,908.00	0.00	0.00%
82-345-827-5534 MDE 11 SRF/ENR UPGRD LN IN	12,209.24	9,611.13	9,975.20	9,975.00	8,821.00	-1,154.00	-11.57%
Total Category: 55 - OTHER EXPENDITURES:	15,056.79	12,458.68	12,822.75	12,883.00	11,729.00	-1,154.00	-8.96%
Category: 59 - OTHER FINANCING USES							
82-345-827-5902 MDE 11 SRF/ENR UPGRD LN PF	0.00	0.00	52,455.45	52,455.00	53,610.00	1,155.00	2.20%
Total Category: 59 - OTHER FINANCING USES:	0.00	0.00	52,455.45	52,455.00	53,610.00	1,155.00	2.20%
Total Activity: 827 - MDE 2011 SRF -WWTP ENR Upgrade:	15,056.79	12,458.68	65,278.20	65,338.00	65,339.00	1.00	0.00%

Budget Comparison Report

Account Number	FY24 Total Activity	FY25 Total Activity	FY26 YTD Activity Through Dec	Parent Budget	Comparison 1 Budget	Comparison 1 to Parent Budget	%
				FY26 Adopted	FY2027 Proposed	Increase / (Decrease)	
Activity: 830 - USDA Loan #4							
Category: 55 - OTHER EXPENDITURES							
82-345-830-5533 INTEREST-FED LOANS - USDA #	0.00	0.00	21,125.71	0.00	83,067.00	83,067.00	0.00%
Total Category: 55 - OTHER EXPENDITURES:	0.00	0.00	21,125.71	0.00	83,067.00	83,067.00	0.00%
Category: 59 - OTHER FINANCING USES							
82-345-830-5903 FED LOAN PRINCIPAL - USDA #	0.00	0.00	21,048.29	0.00	85,630.00	85,630.00	0.00%
Total Category: 59 - OTHER FINANCING USES:	0.00	0.00	21,048.29	0.00	85,630.00	85,630.00	0.00%
Total Activity: 830 - USDA Loan #4:	0.00	0.00	42,174.00	0.00	168,697.00	168,697.00	0.00%
Activity: 831 - USDA Loan #6							
Category: 55 - OTHER EXPENDITURES							
82-340-831-5533 INTEREST-FED LOANS - USDA #	0.00	0.00	18,648.77	0.00	73,619.00	73,619.00	0.00%
Total Category: 55 - OTHER EXPENDITURES:	0.00	0.00	18,648.77	0.00	73,619.00	73,619.00	0.00%
Category: 59 - OTHER FINANCING USES							
82-340-831-5903 FED LOAN PRINCIPAL - USDA #	0.00	0.00	9,449.23	0.00	38,774.00	38,774.00	0.00%
Total Category: 59 - OTHER FINANCING USES:	0.00	0.00	9,449.23	0.00	38,774.00	38,774.00	0.00%
Total Activity: 831 - USDA Loan #6:	0.00	0.00	28,098.00	0.00	112,393.00	112,393.00	0.00%
Activity: 903 - Waste Water Treatment Plant							
Category: 56 - CAPITAL OUTLAY							
82-345-903-5646 TREATMENT PLANT	0.00	12,284.62	25,731.40	9,850,000.00	1,900,000.00	-7,950,000.00	-80.71%
Total Category: 56 - CAPITAL OUTLAY:	0.00	12,284.62	25,731.40	9,850,000.00	1,900,000.00	-7,950,000.00	-80.71%
Total Activity: 903 - Waste Water Treatment Plant:	0.00	12,284.62	25,731.40	9,850,000.00	1,900,000.00	-7,950,000.00	-80.71%
Activity: 941 - Canterbury Dr							
Category: 53 - CONTRACTED SERVICES							
82-340-941-5370 ELECTRICITY-CANTERBURY DR I	903.56	630.29	328.03	690.00	690.00	0.00	0.00%
82-340-941-5380 TLPHN LN FOR ALARM-KG#2 PS	520.69	659.54	313.49	0.00	0.00	0.00	0.00%
Total Category: 53 - CONTRACTED SERVICES:	1,424.25	1,289.83	641.52	690.00	690.00	0.00	0.00%
Total Activity: 941 - Canterbury Dr:	1,424.25	1,289.83	641.52	690.00	690.00	0.00	0.00%
Activity: 942 - Caroline Dr							
Category: 53 - CONTRACTED SERVICES							
82-340-942-5370 ELECTRICITY-CAROLINE DR PS	20.13	0.00	0.00	0.00	0.00	0.00	0.00%
Total Category: 53 - CONTRACTED SERVICES:	20.13	0.00	0.00	0.00	0.00	0.00	0.00%
Total Activity: 942 - Caroline Dr:	20.13	0.00	0.00	0.00	0.00	0.00	0.00%
Activity: 943 - Cornwall Dr							
Category: 53 - CONTRACTED SERVICES							
82-340-943-5338 M&R-OTHER-CORNWALL DR PS	0.00	2,935.43	0.00	0.00	0.00	0.00	0.00%

Budget Comparison Report

Account Number	FY24 Total Activity	FY25 Total Activity	FY26 YTD Activity Through Dec	Parent Budget	Comparison 1 Budget	Comparison 1 to Parent Budget	%
				FY26 Adopted	FY2027 Proposed	Increase / (Decrease)	
82-340-943-5370 ELECTRICITY-CORNWALL DR PS	4,436.89	4,644.69	2,399.69	4,866.00	4,866.00	0.00	0.00%
Total Category: 53 - CONTRACTED SERVICES:	4,436.89	7,580.12	2,399.69	4,866.00	4,866.00	0.00	0.00%
Total Activity: 943 - Cornwall Dr:	4,436.89	7,580.12	2,399.69	4,866.00	4,866.00	0.00	0.00%
Activity: 944 - Drury Dr							
Category: 53 - CONTRACTED SERVICES							
82-340-944-5338 M&R-OTHER-MB PS	0.00	1,180.97	15,205.98	0.00	0.00	0.00	0.00%
82-340-944-5370 ELECTRICITY-MB PS	3,179.65	4,565.56	5,718.01	3,753.00	11,500.00	7,747.00	206.42%
Total Category: 53 - CONTRACTED SERVICES:	3,179.65	5,746.53	20,923.99	3,753.00	11,500.00	7,747.00	206.42%
Category: 56 - CAPITAL OUTLAY							
82-340-944-5642 PUMP STATION - Mary Ball	0.00	0.00	6,742.19	0.00	0.00	0.00	0.00%
Total Category: 56 - CAPITAL OUTLAY:	0.00	0.00	6,742.19	0.00	0.00	0.00	0.00%
Total Activity: 944 - Drury Dr:	3,179.65	5,746.53	27,666.18	3,753.00	11,500.00	7,747.00	206.42%
Activity: 945 - Haldane Dr							
Category: 53 - CONTRACTED SERVICES							
82-340-945-5370 ELECTRICITY-HALDANE DR PS	501.55	502.59	291.32	503.00	503.00	0.00	0.00%
Total Category: 53 - CONTRACTED SERVICES:	501.55	502.59	291.32	503.00	503.00	0.00	0.00%
Total Activity: 945 - Haldane Dr:	501.55	502.59	291.32	503.00	503.00	0.00	0.00%
Activity: 947 - Hickory Cir							
Category: 53 - CONTRACTED SERVICES							
82-340-947-5338 M&R-OTHER-HICKORY CIR PS	448.88	0.00	0.00	0.00	0.00	0.00	0.00%
82-340-947-5370 ELECTRICITY-HICKORY CIR PS	790.56	1,196.94	505.51	1,360.00	1,360.00	0.00	0.00%
Total Category: 53 - CONTRACTED SERVICES:	1,239.44	1,196.94	505.51	1,360.00	1,360.00	0.00	0.00%
Total Activity: 947 - Hickory Cir:	1,239.44	1,196.94	505.51	1,360.00	1,360.00	0.00	0.00%
Activity: 948 - Nanjemoy Dr/Diggs Cir PS							
Category: 53 - CONTRACTED SERVICES							
82-340-948-5338 M&R-OTHER-NANJEMOY DR PS	62.73	0.00	125.00	0.00	0.00	0.00	0.00%
82-340-948-5370 ELECTRICITY-NANJEMOY DR PS	1,619.37	1,493.08	875.42	1,495.00	1,495.00	0.00	0.00%
82-340-948-5380 TLPHN LN FOR ALARM-DIGGS C	580.07	659.52	313.47	0.00	0.00	0.00	0.00%
Total Category: 53 - CONTRACTED SERVICES:	2,262.17	2,152.60	1,313.89	1,495.00	1,495.00	0.00	0.00%
Total Activity: 948 - Nanjemoy Dr/Diggs Cir PS:	2,262.17	2,152.60	1,313.89	1,495.00	1,495.00	0.00	0.00%
Activity: 949 - Patuxent Ct							
Category: 53 - CONTRACTED SERVICES							
82-340-949-5338 M&R-OTHER-PATUXENT CT PS	6.99	200.00	34.27	0.00	0.00	0.00	0.00%

Budget Comparison Report

Account Number		FY24 Total Activity	FY25 Total Activity	FY26 YTD Activity Through Dec	Parent Budget	Comparison 1 Budget	Comparison 1 to Parent Budget	%
					FY26 Adopted	FY2027 Proposed	Increase / (Decrease)	
82-340-949-5370	ELECTRICITY-PATUXENT CT PS	1,154.43	1,019.41	541.16	1,038.00	1,038.00	0.00	0.00%
Total Category: 53 - CONTRACTED SERVICES:		1,161.42	1,219.41	575.43	1,038.00	1,038.00	0.00	0.00%
Total Activity: 949 - Patuxent Ct:		1,161.42	1,219.41	575.43	1,038.00	1,038.00	0.00	0.00%
Activity: 950 - Patuxent Dr/Clark's Run #1								
Category: 53 - CONTRACTED SERVICES								
82-340-950-5338	M&R-OTHER-PATUXENT DR PS	4,979.06	0.00	0.00	0.00	0.00	0.00	0.00%
82-340-950-5370	ELECTRICITY-PATUXENT DR PS	2,373.84	2,461.28	1,119.94	2,601.00	2,601.00	0.00	0.00%
Total Category: 53 - CONTRACTED SERVICES:		7,352.90	2,461.28	1,119.94	2,601.00	2,601.00	0.00	0.00%
Total Activity: 950 - Patuxent Dr/Clark's Run #1:		7,352.90	2,461.28	1,119.94	2,601.00	2,601.00	0.00	0.00%
Activity: 951 - Quailwood Pkwy								
Category: 53 - CONTRACTED SERVICES								
82-340-951-5338	M&R-OTHER-QUAILWOOD PKV	1,237.21	5,122.06	0.00	0.00	0.00	0.00	0.00%
82-340-951-5370	ELECTRICITY-QUAILWOOD PKM	1,878.12	1,351.18	773.42	1,333.00	1,333.00	0.00	0.00%
Total Category: 53 - CONTRACTED SERVICES:		3,115.33	6,473.24	773.42	1,333.00	1,333.00	0.00	0.00%
Total Activity: 951 - Quailwood Pkwy:		3,115.33	6,473.24	773.42	1,333.00	1,333.00	0.00	0.00%
Activity: 952 - Redwood Cir								
Category: 53 - CONTRACTED SERVICES								
82-340-952-5338	M&R-OTHER-RDWD CIR PS	0.00	18.06	0.00	0.00	0.00	0.00	0.00%
82-340-952-5370	ELECTRICITY-REDWOOD CIR PS	766.33	697.86	373.86	728.00	728.00	0.00	0.00%
82-340-952-5399	OTH CNTRCTD SVCS-REDWOOD	0.00	125.00	0.00	0.00	0.00	0.00	0.00%
Total Category: 53 - CONTRACTED SERVICES:		766.33	840.92	373.86	728.00	728.00	0.00	0.00%
Category: 56 - CAPITAL OUTLAY								
82-340-952-5642	PUMP STATION	0.00	0.00	0.00	0.00	150,000.00	150,000.00	0.00%
Total Category: 56 - CAPITAL OUTLAY:		0.00	0.00	0.00	0.00	150,000.00	150,000.00	0.00%
Total Activity: 952 - Redwood Cir:		766.33	840.92	373.86	728.00	150,728.00	150,000.00	20,604.40%
Activity: 953 - Rosewick Rd								
Category: 53 - CONTRACTED SERVICES								
82-340-953-5338	M&R-OTHER-ROSEWICK RD PS	29.76	50.00	636.23	0.00	0.00	0.00	0.00%
82-340-953-5370	ELECTRICITY-ROSEWICK RD PS	3,835.79	3,675.01	2,594.51	3,689.00	5,200.00	1,511.00	40.96%
Total Category: 53 - CONTRACTED SERVICES:		3,865.55	3,725.01	3,230.74	3,689.00	5,200.00	1,511.00	40.96%
Category: 56 - CAPITAL OUTLAY								
82-340-953-5642	PUMP STATION	10,431.41	0.00	0.00	0.00	150,000.00	150,000.00	0.00%
Total Category: 56 - CAPITAL OUTLAY:		10,431.41	0.00	0.00	0.00	150,000.00	150,000.00	0.00%
Total Activity: 953 - Rosewick Rd:		14,296.96	3,725.01	3,230.74	3,689.00	155,200.00	151,511.00	4,107.10%

Budget Comparison Report

Account Number	FY24 Total Activity	FY25 Total Activity	FY26 YTD Activity Through Dec	Parent Budget	Comparison 1 Budget	Comparison 1 to Parent Budget	%
				FY26 Adopted	FY2027 Proposed	Increase / (Decrease)	
Activity: 954 - Shining Willow Way							
Category: 53 - CONTRACTED SERVICES							
82-340-954-5338	M&R-OTHER-SHINING WILLOW	0.00	26.32	0.00	0.00	0.00	0.00%
82-340-954-5360	RENTS-SHINING WILLOW PS	120.00	120.00	50.00	0.00	0.00	0.00%
82-340-954-5370	ELECTRICITY-SHINING WILLOW	2,792.96	623.52	331.52	667.00	667.00	0.00
Total Category: 53 - CONTRACTED SERVICES:		2,912.96	769.84	381.52	667.00	667.00	0.00
Category: 54 - SUPPLIES & MATERIALS							
82-340-954-5499	SUPPLIES-OTH-SHINING WILLO	0.00	22.26	0.00	0.00	0.00	0.00%
Total Category: 54 - SUPPLIES & MATERIALS:		0.00	22.26	0.00	0.00	0.00	0.00%
Total Activity: 954 - Shining Willow Way:		2,912.96	792.10	381.52	667.00	667.00	0.00
Activity: 955 - Washington Ave							
Category: 53 - CONTRACTED SERVICES							
82-340-955-5338	M&R-OTHER-WASHINGTON AV	0.00	307.02	0.00	0.00	0.00	0.00%
82-340-955-5370	ELECTRICITY-WASHINGTON AV	1,287.53	1,221.57	547.47	1,412.00	1,412.00	0.00
82-340-955-5380	TLPHN LN FOR ALARM-WASH S	580.00	659.60	313.53	0.00	0.00	0.00%
Total Category: 53 - CONTRACTED SERVICES:		1,867.53	2,188.19	861.00	1,412.00	1,412.00	0.00
Total Activity: 955 - Washington Ave:		1,867.53	2,188.19	861.00	1,412.00	1,412.00	0.00
Activity: 956 - Willow Ln							
Category: 53 - CONTRACTED SERVICES							
82-340-956-5338	M&R-OTHER	0.00	0.00	5,782.50	0.00	0.00	0.00%
82-340-956-5370	ELECTRICITY-WILLOW LN PS (10	20,808.45	24,135.84	13,993.77	24,652.00	24,652.00	0.00
82-340-956-5399	OTH CNTRCTD SVCS-WILLOW L	0.00	69,722.00	0.00	70,000.00	70,000.00	0.00
Total Category: 53 - CONTRACTED SERVICES:		20,808.45	93,857.84	19,776.27	94,652.00	94,652.00	0.00
Category: 54 - SUPPLIES & MATERIALS							
82-340-956-5410	FUEL-WILLOW LN PS	309.74	0.00	0.00	0.00	0.00	0.00%
82-340-956-5499	SUPPLIES-OTH WILLOW LN PS	17.94	0.00	0.00	0.00	0.00	0.00%
Total Category: 54 - SUPPLIES & MATERIALS:		327.68	0.00	0.00	0.00	0.00	0.00%
Category: 56 - CAPITAL OUTLAY							
82-340-956-5642	PUMP STATION	0.00	0.00	0.00	0.00	500,000.00	500,000.00
82-340-956-5689	OTHER EQUIP	0.00	0.00	0.00	0.00	0.00	0.00%
Total Category: 56 - CAPITAL OUTLAY:		0.00	0.00	0.00	0.00	500,000.00	500,000.00
Total Activity: 956 - Willow Ln:		21,136.13	93,857.84	19,776.27	94,652.00	594,652.00	528.25%

Budget Comparison Report

Account Number	FY24 Total Activity	FY25 Total Activity	FY26 YTD Activity Through Dec	Parent Budget	Comparison 1 Budget	Comparison 1 to Parent Budget	%
				FY26 Adopted	FY2027 Proposed	Increase / (Decrease)	
Activity: 957 - Buckeye Circle PS							
Category: 53 - CONTRACTED SERVICES							
82-340-957-5380 TLPHN LN FOR ALARM-BUCKEY	580.07	213.76	313.49	0.00	0.00	0.00	0.00%
Total Category: 53 - CONTRACTED SERVICES:	580.07	213.76	313.49	0.00	0.00	0.00	0.00%
Total Activity: 957 - Buckeye Circle PS:	580.07	213.76	313.49	0.00	0.00	0.00	0.00%
Activity: 958 - Maples PS							
Category: 53 - CONTRACTED SERVICES							
82-340-958-5370 ELECTRICITY - 10393 LA PLATA	253.43	259.85	130.84	287.00	287.00	0.00	0.00%
Total Category: 53 - CONTRACTED SERVICES:	253.43	259.85	130.84	287.00	287.00	0.00	0.00%
Total Activity: 958 - Maples PS:	253.43	259.85	130.84	287.00	287.00	0.00	0.00%
Activity: 959 - SW Quadrant PS							
Category: 53 - CONTRACTED SERVICES							
82-340-959-5370 ELECTRICITY - SW Quadrant PS	668.62	5,678.71	3,147.62	5,804.00	6,350.00	546.00	9.41%
82-340-959-5380 TELEPHONE-LOCAL SERVICE	0.00	1,069.18	52.83	0.00	0.00	0.00	0.00%
Total Category: 53 - CONTRACTED SERVICES:	668.62	6,747.89	3,200.45	5,804.00	6,350.00	546.00	9.41%
Total Activity: 959 - SW Quadrant PS:	668.62	6,747.89	3,200.45	5,804.00	6,350.00	546.00	9.41%
Activity: 960 - Triumph PS (5780 Crain Hwy)							
Category: 53 - CONTRACTED SERVICES							
82-340-960-5370 ELECTRICITY - TRIUMP PS	0.00	809.79	557.51	1,985.00	1,985.00	0.00	0.00%
Total Category: 53 - CONTRACTED SERVICES:	0.00	809.79	557.51	1,985.00	1,985.00	0.00	0.00%
Total Activity: 960 - Triumph PS (5780 Crain Hwy):	0.00	809.79	557.51	1,985.00	1,985.00	0.00	0.00%
Activity: 969 - Other (All Pump Stations)							
Category: 53 - CONTRACTED SERVICES							
82-340-969-5338 M&R-OTHER	0.00	8,713.42	6,161.90	50,000.00	50,000.00	0.00	0.00%
82-340-969-5380 TLPHN LN FOR ALARM-MAPLES	580.07	659.58	260.66	0.00	0.00	0.00	0.00%
Total Category: 53 - CONTRACTED SERVICES:	580.07	9,373.00	6,422.56	50,000.00	50,000.00	0.00	0.00%
Total Activity: 969 - Other (All Pump Stations):	580.07	9,373.00	6,422.56	50,000.00	50,000.00	0.00	0.00%
Report Total:	4,213,130.25	4,979,517.47	2,452,672.79	16,273,878.00	11,107,701.00	-5,166,177.00	-31.75%

FY 2027 General Fund Capital Improvements

Buildings and Facilities

Capital Improvement/Asset/Project	Useful Life (Yrs)	Est. Yr. Complete	Fund	Department	Funding Source	FY27 Budget	Total Project	Strategic/Comprehensive Plan Goal	Description	Operating Budget Impact
Dorchester Community Center	40	2028	1	Facilities	State Grant \$1,250,000 Pending Project Reserve \$100,000 Fund Balance \$450,000	\$1,250,000	\$1,800,000	GOAL #30, Action 1: Meet identified facilities needs especially for indoor recreation and sports fitness, walking and swimming, and programming for youth, elderly and disabled residents.	The Dorchester Community Center would provide a safe haven for local youth, while providing a place for children and youth to gather for assistance with homework, life skills, and other trainings. The center could also be used for seniors or other groups of residents.	No significant impact anticipated, but there could be an increase in utilities with more use of the facility
Rehab old PW Bldg	N/A	2027	1	Facilities	Fund Balance	\$150,000	\$150,000	This aligns with the goal of providing for future infrastructure needs. The Utilities section has outgrown its current space and with new growth it will need to expand to keep up.	The old PW building is in disrepair and can only be used for storage. We would like to rehab it for the Utilities section to use for inventory storage and office space.	No significant impact anticipated

Parks and Other Sites

Capital Improvement/Asset/Project	Useful Life (Yrs)	Est. Yr. Complete	Fund	Managing Department	Funding Source	Budget	Total Project	Strategic/Comprehensive Plan Goal	Description	Operating Budget Impact
Silver Linden - Foundation Grading with Drainage & Rubber safety matting	20	2027	1	Public Works	Fund Balance	\$250,000	\$250,000	Community playground improvement - Strategic Plan Goal 29 / Action 7 (enhance existing parks and recreation areas)	Grade and raise playground foundation of community park including drainage and install rubber safety matting.	No significant impact anticipated, but should reduce some maintenance costs such as wood chip filling
Silver Linden Park - New Equipment	15	2027	1	Public Works	Fund Balance	\$450,000	\$450,000	Community playground improvement - Strategic Plan Goal 29 / Action 7 (enhance existing parks and recreation areas)	New playground equipment to promote improved safety and overall Park aesthetic	No significant impact anticipated, but could reduce current maintenance costs
La Plata Bikeway	20	2028	1	Public Works	MDOT Bikeways Program \$525,000 MDOT Transportation Alt. Program \$2,300,000 Safe Streets for All \$135,000 Charles County \$175,000 Reimbursement Unassigned Fund Balance \$114,000	\$1,299,600	\$3,249,000	Continue to make La Plata a very walkable community (Comp Plan., P.59); Encourage programs and projects that connect residents to the town's natural resources (Comp Plan., P. 11)	This project will construct a 10' shared use pathway from Milton Somers Middle School to Rosewick Road via Willow Lane, MD 6, MD 488, and Radio Station Road.	Normal maintenance is estimated at \$1,000 annually

Intangible (Studies and Planning)

Capital Improvement/Asset/Project	Useful Life (Yrs)	Est. Yr. Complete	Fund	Managing Department	Funding Source	Budget	Total Project	Strategic/Comprehensive Plan Goal	Description	Operating Budget Impact
Budgeting System Implementation	N/A	2027	1	Finance	Fund Balance	\$35,000	\$35,000	Strategic Goals - Good Governance, Operational Excellence, and Community Identity. Supports goal 21 of the Comprehensive Plan - Establish a Capital Improvement Plan to guide town's infrastructure investment.	A comprehensive budgeting platform to enhance departmental budget preparation, improve capital budget and capital improvement planning, expand analysis and forecasting capabilities, and provide an interactive public-facing budget component.	On going expenditure for licenses are estimated to be \$35,000 in the first year with subscent increases for each following year.
CODY Upgrade	10	2027	1	Police	Fund Balance	\$9,800	\$9,800	Goals 2 & 5. Resources for effective delivery of services	One time implementation fee to upgrade the current on-site based report management system (RMS) to a web-based version, eliminating extra paid modules and bringing the PD's reporting capabilities up to standards.	Once implemented, the cost will be \$10,000 more per year for the licensing and support than the current outdated version.
Compensation Study	5	2027	1	HR	Fund Balance	\$60,000	\$60,000			
Land-Use Fiscal Analysis by Matrix Consulting	4	2027	1	Planning	Fund Balance	\$90,000	\$90,000	Strategic Goals - Good Governance and Economic Prosperity.	To determine if the current land-use zoning in the Town is revenue positive, neutral or negative.	No significant impact anticipated
Neighborhood Traffic Calming		2027	1	Planning	USDOT Grant (SS4A) \$92,000 Pending Fund Balance \$23,000	\$115,000	\$115,000	Goal 16 - Continue to make La Plata a very walkable community.	In response to community concerns and unsafe conditions, there needs to a process and funding mechanism to install traffic calming devices. This project will design and implement neighborhood traffic calming at locations throughout La Plata.	No significant impact anticipated

Transportation Improvements

Capital Improvement/Asset/Project	Useful Life (Yrs)	Est. Yr. Complete	Fund	Managing Department	Funding Source	Budget	Total Project	Strategic/Comprehensive Plan Goal	Description	Operating Budget Impact
Street Paving	20	2027	1	Public Works	HUR Funding	\$796,292	Continues		Paving of town streets based on annual road condition review	Regular Maintenance and repairs
Southwest Access Management & Safety Improvements	25	2027	1	Planning	USDOT Grant (SS4A) \$148,000 Pending Fund Balance \$37,000	\$185,000	\$185,000	Goal 15, #5 - Work with SHA to improve access management and safety along US 301	This project is developing conceptual alternatives and preliminary engineering for traffic safety and operations along US 301 between MD 6 and Old Stagecoach Road.	No significant impact anticipated

Vehicles

Capital Improvement/Asset/Project	Useful Life (Yrs)	Est. Yr. Complete	Fund	Department	Funding Source	Budget	Total Project	Strategic/Comprehensive Plan Goal	Description	Operating Budget Impact
Vehicle upfitting - Marked	7	2027	1	Police	Fund Balance & \$20,000 from MADTF	\$83,000	\$83,000		Replacement of PD 801 - 10 years old	
Vehicle Upfitting - Unmarked	7	2027	1	Police	Fund Balance	\$67,000	\$67,000		Replacement of PD 604 - 10 years old	
3/4 Ton Pickup with plow and spreader	10	2027	1	Public Works	Fund Balance	\$100,000	\$100,000		3/4 ton pickup with a snow plow and salt spreader	
Truck	10	2027	1	Facilities Maintenance	Fund Balance	\$100,000	\$100,000		New service truck for Facilities Manager Position	

Capital Equipment

Capital Improvement/Asset/Project	Useful Life (Yrs)	Est. Yr. Complete	Fund	Department	Funding Source	Budget	Total Project	Strategic/Comprehensive Plan Goal	Description	Operating Budget Impact
Radar Unit (2)	10	2027	1	Police	Fund Balance	\$6,000	\$6,000	Goals 2 & 5. Resources for effective delivery of services	2 Doppler radar in-car units, including mounts and needed hardware.	No significant impact

FY 2027 Enterprise Fund Capital Improvements

Vehicles

Capital Improvement/Asset/Project	Useful Life (Yrs)	Est. Yr. Complete	Fund	Department	Funding Source	Budget	Total Project	Strategic/Comprehensive Plan Goal	Description	Operating Budget Impact
Trash Truck	8	2027	80	Sanitation	Fund Balance	\$250,000	\$250,000		Trash Truck to replace S10	
Vehicle WWTP	10	2027	82	WWTP	Fund Balance	\$60,000	\$60,000		Replace PW52 with small utility vehicle or truck	

Capital Equipment

Capital Improvement/Asset/Project	Useful Life (Yrs)	Est. Yr. Complete	Fund	Department	Funding Source	Budget	Total Project	Strategic/Comprehensive Plan Goal	Description	Operating Budget Impact
FY27 Install AMI tower / collector unit at hickory	10	2027	84	Water	Fund Balance	\$25,000	\$25,000		The current collector is attached to a low pole and being obstructed by foliage. During the PS removal project, we will install a tower and mount a multi-network collector for better data collection results in this area. Meters currently routed to existing collector unable to transmit data effectively. Installation of high mounted MNT collector will improve data collection results for increased quarterly billing reading efficiency and promote on-going AMI system health	
WWTP SCADA Hardware and Software Upgrade	7	2027	82	WWTP	Fund Balance	\$250,000	\$250,000	GOAL #10: Plan upgrades and enhancements to the Town's wastewater infrastructure to ensure that growth and development can be accommodated within the Chesapeake Bay Restoration framework.	Aging SCADA systems need to be upgraded to maintain reliability and security.	None

Sewer & Water Infrastructure

Capital Improvement/Asset/Project	Useful Life (Yrs)	Est. Yr. Complete	Fund	Department	Funding Source	Budget	Total Project	Strategic/Comprehensive Plan Goal	Description	Operating Budget Impact
Module #2 Upgrade / Rehab	20	2030	82	WWTP	Major Facility Fee Fund	\$50,000	\$5,000,000	GOAL #10: Plan upgrades and enhancements to the Town's wastewater infrastructure to ensure that growth and development can be accommodated within the Chesapeake Bay Restoration framework.	Design Phase of Major Project 3/7 to increase WWTP capacity from 1.5 MGD to 2.0 MGD. Tank is over 50 years old at this point and in need of repairs. This project is similar in scope to the upgrade to MOD 1	No significant impact anticipated
New Tertiary Tank	20	2028	82	WWTP	Major Facility Fee Fund	\$1,250,000	\$3,000,000	GOAL #10: Plan upgrades and enhancements to the Town's wastewater infrastructure to ensure that growth and development can be accommodated within the Chesapeake Bay Restoration framework.	Major Project 1/7 to increase WWTP capacity at plant from 1.5 MGD to 2.0 MGD. The tertiary clarifier tank is part of the plants process that helps in the removal of nutrients in the waste water.	No significant impact anticipated

12" Effluent Water Line & SWQuad Forcemain	20	2028	82	Sewer	Major Facility Fee Fund	\$1,000,000	\$2,000,000	GOAL #10: Plan upgrades and enhancements to the Town's wastewater infrastructure to ensure that growth and development can be accommodated within the Chesapeake Bay Restoration framework.	SW Quad pump station was installed in 2024. To fully accommodate the planned Stagecoach development a new larger force main must be installed that ties into the new 24" gravity sewer line along 301.	None
Kings Grant 1 pump station rehab	20	2027	82	Sewer	Fund Balance	\$500,000	\$500,000	GOAL #10: Plan upgrades and enhancements to the Town's wastewater infrastructure to ensure that growth and development can be accommodated within the Chesapeake Bay Restoration framework.	Sewer Pump station located on Cornwall Dr that handles roughly 360 EDU's worth of flow. Station is roughly 20 years old. Is a Smith and Loveless pump station with two pumps, controls, and a generator/transfer switch.	No significant impact anticipated
Remove hickory ridge pump station and install a Gravity Sewer Line	20	2027	82	Sewer	Fund Balance	\$500,000	\$500,000	GOAL #10: Plan upgrades and enhancements to the Town's wastewater infrastructure to ensure that growth and development can be accommodated within the Chesapeake Bay Restoration framework.	Pump station is over 30 years old and is approaching end of life. Instead of putting money into upgrading equipment/pump station we can remove the pump station and replace it with a gravity sewer line.	This would reduce maintenance and operations cost, essentially removing them.
Clarks Run 2 Pump station rehab	20	2027	82	Sewer	Fund Balance	\$150,000	\$150,000	GOAL #10: Plan upgrades and enhancements to the Town's wastewater infrastructure to ensure that growth and development can be accommodated within the Chesapeake Bay Restoration framework.	Pump station is over 40 years old and is need of major repairs/rehab. Currently is the oldest pump station in the collections system. Similar to how in 2024 other older pump stations were rehabbed to new systems.	Reduce maintenance and operations cost with newer equipment and controls.
Rosewick Pump station upgrade/rehab - 50k par	20	2027	82	Sewer	Fund Balance	\$150,000	\$150,000	GOAL #10: Plan upgrades and enhancements to the Town's wastewater infrastructure to ensure that growth and development can be accommodated within the Chesapeake Bay Restoration framework.	To accommodate growth this pump station needs to be upgraded. Partially funded by developers. Plan is to also paint wet well to prolong life of asset.	Reduce maintenance and operations cost with newer equipment and controls.
Willow lane capacity upgrade/electronics update	20	2027	82	Sewer	Fund Balance	\$500,000	\$500,000	GOAL #10: Plan upgrades and enhancements to the Town's wastewater infrastructure to ensure that growth and development can be accommodated within the Chesapeake Bay Restoration framework.	Electronics are over 10 years old and need to be upgraded. Replacement parts are costly to continue running current equipment	Reduce maintenance.
Influent Pump Station	20	2027	82	WWTP	Major Facility Fee Fund	\$350,000	\$350,000	GOAL #10: Plan upgrades and enhancements to the Town's wastewater infrastructure to ensure that growth and development can be accommodated within the Chesapeake Bay Restoration framework.	Influent pump station currently includes 2 influent pumps, controls, and screen for all flow that enters the WWTP	No significant impact anticipated
Water line connection at TL	30	2028	84	Water	Project Reserve	\$1,000,000	\$1,500,000	GOAL #11: Ensure that the future water supply needs of the Town can be met while preserving the long-term sustainability of shared groundwater resources.	Install 12" water main connecting Charles County at the back of Parklands subdivision near Laurel Springs Park to the Tilghman Lake. This would also include funds to upgrade controls at Well 8 to accommodate the new connection.	Additional lines to repair and maintain

Route 6 Water Main replacement	30	2030	84	Water	Major Facility Fee Fund	\$1,000,000	\$3,600,000	GOAL #13: Preserve and enhance high-quality and sensitive water resources impacted by growth and development.	As part of the EPA and States goal to be lead free by 2034 this project will replace one of the oldest water lines in town as well as upgrade the capacity of the water line to better serve the public. This is incorporated with SHA's planned remodeling of route 6 and is being spear headed by SHA.	Reduce maintenance on aging infrastructure.
Water main upgrade from Wills Park to Stagecoach	30	2028	84	Water	Major Facility Fee Fund	\$1,000,000	\$2,000,000	GOAL #13: Preserve and enhance high-quality and sensitive water resources impacted by growth and development.	Water line needed to fully supply Stagecoach development with required water capacity.	Additional water lines added to distribution system to maintain.
Lead Service Line Study	30	2034	84	Water	Fund Balance	\$50,000	\$1,500,000	GOAL #13: Preserve and enhance high-quality and sensitive water resources impacted by growth and development.	Lead & Copper Rule Revisions are a federally mandated initiative to further reduce lead exposure in drinking water. All water systems are required to conform to this mandate and be lead free by 2035. Additional rules and announcements are expected in 2026.	No significant impact anticipated

Stormwater Infrastructure

Capital Improvement/Asset/Project	Useful Life (Yrs)	Est. Yr. Complete	Fund	Department	Funding Source	Budget	Total Project	Strategic/Comprehensive Plan Goal	Description	Operating Budget Impact
Stormwater Replacement	30	2027	86	Stormwater	Fund Balance	\$300,000	\$300,000	Goal 14 - (Meet or exceed stormwater management goals as expressed in TMDL requirements). The maintenance of existing facilities facilitate TMDL goals by preventing failing stormwater management and drainage infrastructure from discharging sediment and nutrients into local waterways and reducing downstream flooding by maintaining capacity in existing facilities.	Heritage Green Pkwy Morris Dr to Washington Ave Replace existing failing pipes from Morris Dr to Washington Ave along Heritage Green Pkwy Kent Ave to N. Oak Drainage Improvements Replace existing failing storm pipes and Inlets from Social Services building to Route 6. Northampton Dr Drainage Replacement Replace existing failing pipe in the middle of Northampton (1004 to Suffolk) Storm Management Infrastructure Maintenance of existing stormwater management system (maintain and replace as needed stormwater management BMPs, including clearing debris, sediment, trees, etc.	Regular and on-going BMP maintenance in addition to the pipe/inlet/ditch maintenance will need to be budgeted to cover operating costs.
Magnolia Gardens Stormwater	50	2027	86	Stormwater	Fund Balance	\$750,000	\$750,000			

Caroline - MS4 Construction Stormwater Compliance	50	2027	86	Stormwater	Project Reserve	\$600,000	\$642,000	Goal #12-1 (Completing the Town's MS4 restoration plan, mandated under the current Phase II MS4 General Permit and identify stormwater retrofit and watershed restoration projects that will contribute to the overall Chesapeake Bay TMDL effort.) and Goal #12-2 (Implement the projects included in the MS4 restoration plan.)	The Caroline Dr South BMP retrofit project will construct the retrofit changes to an existing BMP built in the 1980s and bring it to modern SWM water quality standards to include dam safety, ESD, riser replacement, outfall protection, and any other upgrades to meet current standards for SWM. The retrofit is needed to meet the Maryland 2018 Phase II NPDES permit requirement to reduce or treat 20% of the Town's untreated impervious surface. The project is treating 16.78 acres of that goal.	Ongoing maintenance costs will increase as more area (approx. 1.5x) will need to be mowed, trees/bushes removed, and fence maintenance will be needed.
Agricopia - MS4 Construction Stormwater Compliance	50	2027	86	Stormwater	Project Reserve \$359,818 Reminder from Fund Balance	\$500,000	\$550,000	Goal #12-1 (Completing the Town's MS4 restoration plan, mandated under the current Phase II MS4 General Permit and identify stormwater retrofit and watershed restoration projects that will contribute to the overall Chesapeake Bay TMDL effort.) and Goal #12-2 (Implement the projects included in the MS4 restoration plan.)	The Agrico Pia Sec 1 BMP design retrofit project will construct the retrofit changes to an existing BMP built in the 2002 and bring it to modern SWM water quality standards to include dam safety, ESD, and any other upgrades to meet current standards for SWM. This design will include a dam breach analysis required by MDE. The retrofit is needed to meet the Maryland 2018 Phase II NPDES permit requirement to reduce or treat 20% of the Town's untreated impervious surface. The project is treating 18.66 acres of that goal.	Ongoing maintenance costs will increase as more area (approx. 1.5x) will need to be mowed, trees/bushes removed, and fence maintenance will be needed.
Other Areas Design & Eng - MS4 Compliance	50	2032	86	Stormwater	Fund Balance	\$150,000	\$2,650,000	Goal #12-1 (Completing the Town's MS4 restoration plan, mandated under the current Phase II MS4 General Permit and identify stormwater retrofit and watershed restoration projects that will contribute to the overall Chesapeake Bay TMDL effort.) and Goal #12-2 (Implement the projects included in the MS4 restoration plan.)	Design \$700,000 & Construction \$2,000,000. This is a continuation of the NPDES permit required BMP impervious surface program which will retrofit 8 additional BMPs similarly to the 2025 retrofit program for Quail wood, Redwood, etc. and a ditch retrofit program throughout Town. Work to include upgrades to existing facilities to meet current standards SWM. The retrofits are projected to be needed to meet the as of yet unpublished 2030 Maryland NPDES permit requirements to reduce or treat an expected additional 10% of the Town's untreated impervious surface. Due to how recently these 8 BMPs were built, we are only getting 50% credit for each, which is why we went from 5 projects for 2025 to 9 projects for 2030.	Maintenance costs for increase for mowing, fencing, and vegetation plantings and trimmings.

Fund Balance Allocation to Reserves for FY27 Budget

	Balance @ FYE25	FY27 Budget	Reserve Balance Per Res 26-06	Fund Balance Re-Assignment
Emergency Reserve 12% of annual GF operating Exp	\$125,209	\$13,401,974	\$1,608,237	\$1,483,028
Economic Downturn Reserve 15% of annual GF operating Exp	\$0	\$13,401,974	\$2,010,296	\$2,010,296
Technology Reserve 20% IT Operating Exp	\$0	\$485,707	\$97,141	\$97,141
Contingency Reserve 16% GF annual operating Exp	\$1,600,000	\$13,401,974	\$2,144,316	\$544,316
Capital Reserve	\$3,627,683		\$837,628	\$0
Unassigned Fund Balance	<u>\$14,023,457</u>			<u>-\$4,134,782</u>
	\$19,376,349			\$0

Based on the FY2027 proposed budget, the Town shall assign/transfer fund balance in the amounts necessary to meet the reserve targets established in Resolution 26-06